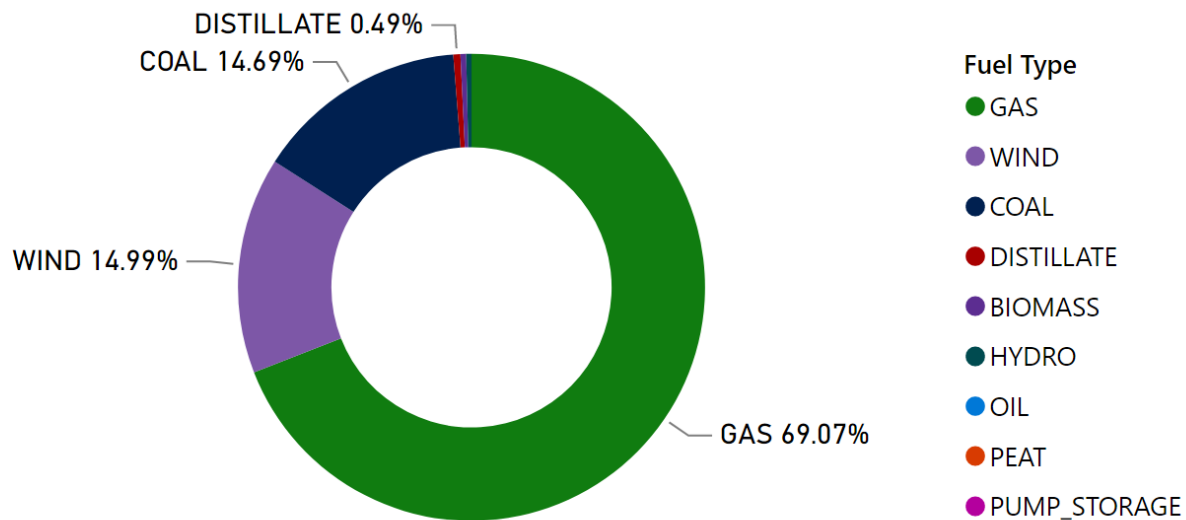


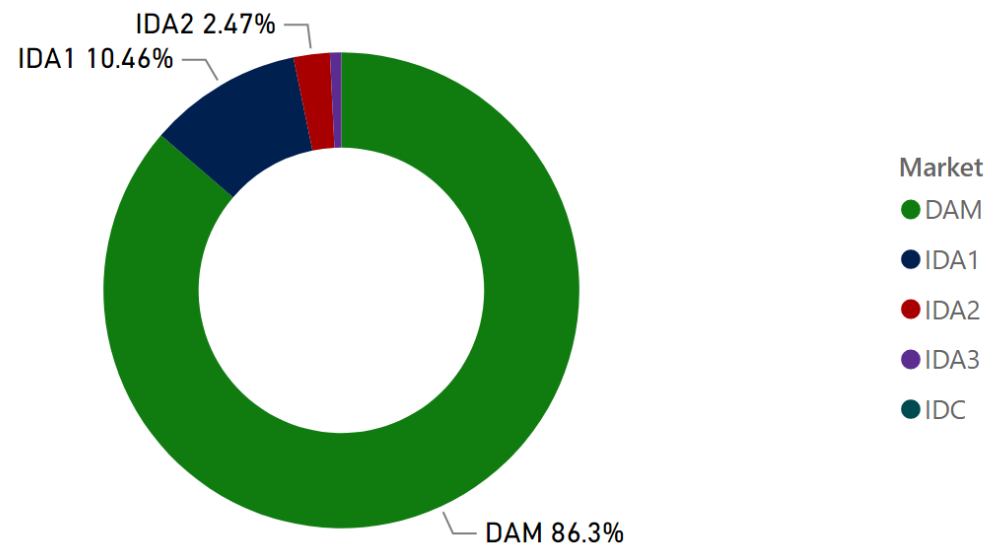
MMU Weekly Market Summary Report - Week Commencing 25 July 2022

Weekly Fuel Mix



Source: SEMO PX

Weekly Volume by Market



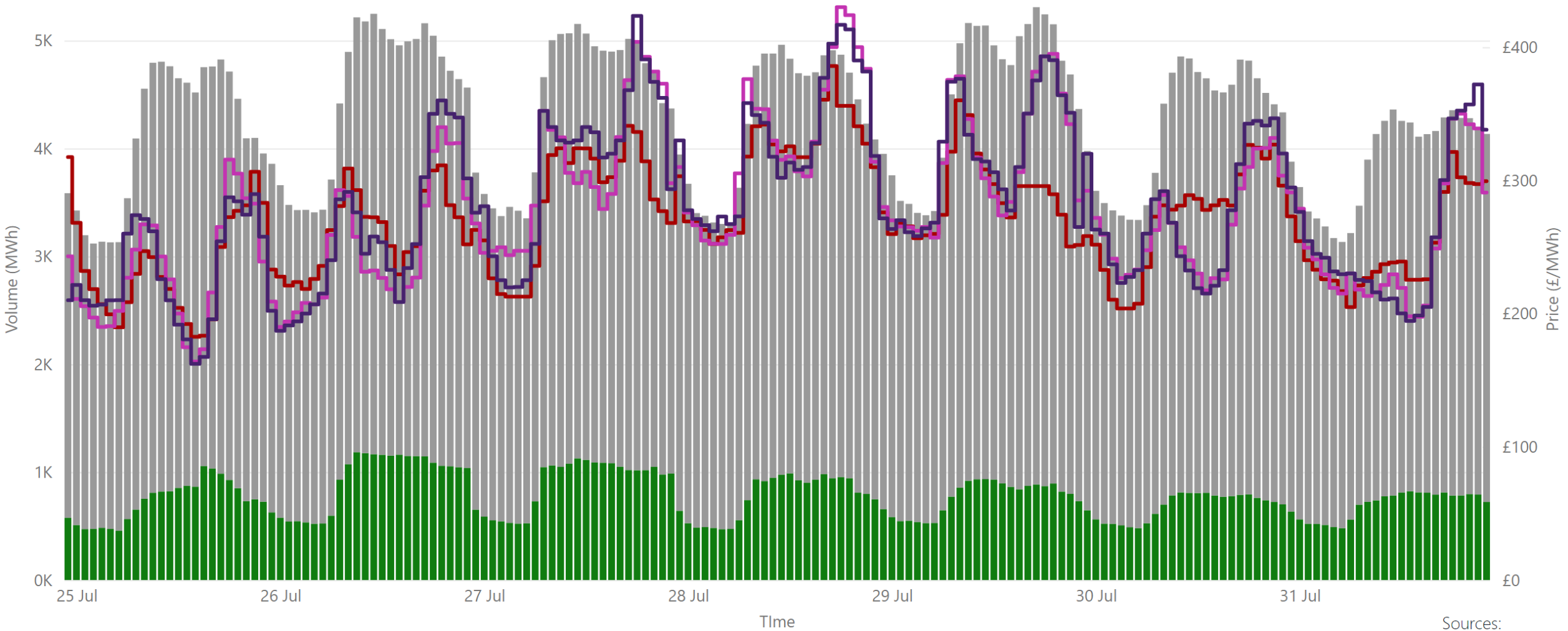
Source: SEMO PX

Summary Table

Date	Daily System Demand (MWh)*	Daily SEM DAM Price (£/MWh)	Daily Actual Wind (MWh)	Daily Average Gas Price (p/th)	Daily Average Coal Price (€/t)***	Daily Average Carbon Price (€/t)***
25 July 2022	96,974.75	234.65	45,902.00	258.25	387.35	75.97
26 July 2022	101,079.25	263.00	4,456.50	322.05	389.50	75.97
27 July 2022	102,821.00	288.50	3,020.25	336.50	387.00	75.90
28 July 2022	101,911.00	317.73	7,886.25	336.50	390.25	78.33
29 July 2022	87,647.75	289.35	16,827.75	262.05	388.00	78.30
30 July 2022	94,484.50	275.62	27,617.50	262.05	388.00	78.30
31 July 2022	88,934.75	252.26	8,388.50	262.05	388.00	78.30

Sources: * EirGrid ** SEMO PX *** Oil Market Journal

Weekly Day Ahead Market Summary - Week Commencing 25 July 2022



Legend ● NI Volume* ● ROI Volume* ● SEM DAM Price* ● GB EPEX DAM Price** ● GB Nordpool DAM Price***

Sources:
 * SEMO PX
 ** EPEX
 *** Nordpool

£271.15
 Weekly Average SEM DAM Price*£

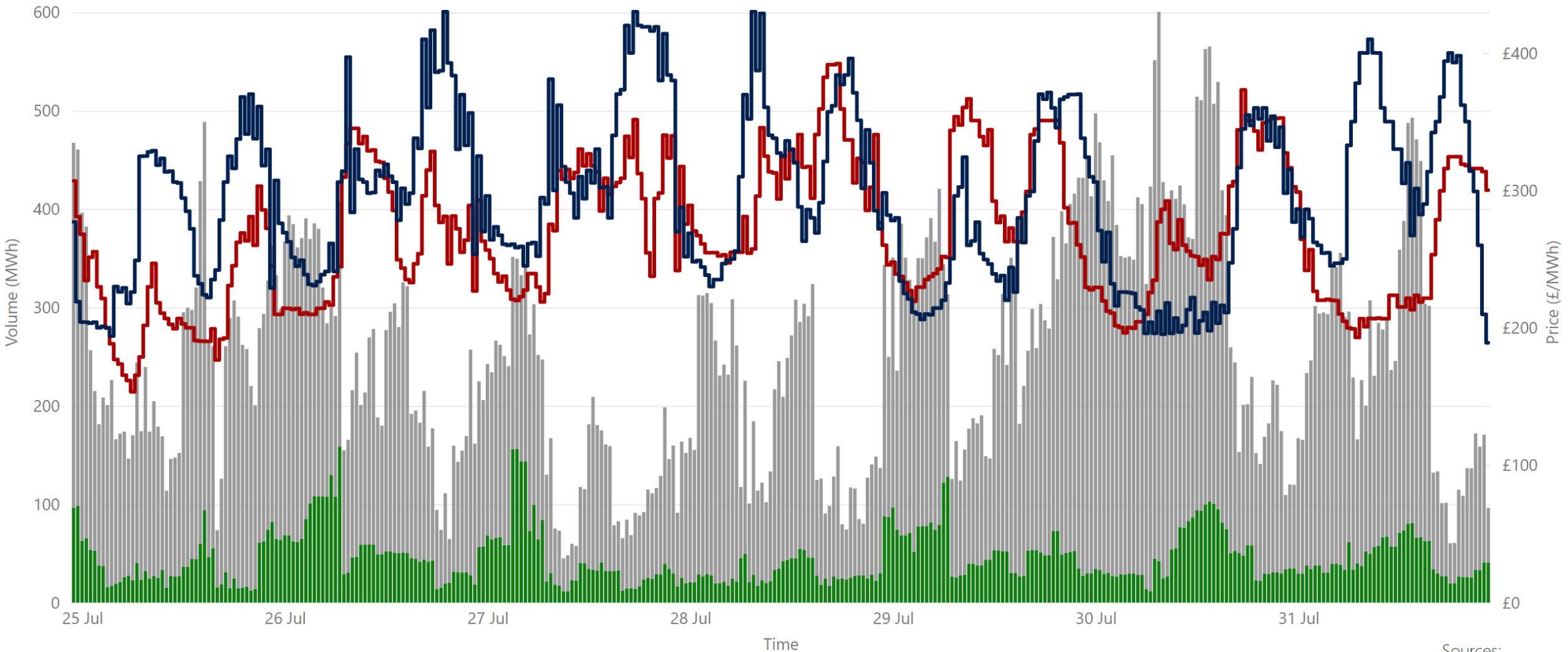
£278.44
 Weekly Average GB EPEX Price**

£281.76
 Weekly Average GB Nordpool Price***

£197,417,542.79
 Weekly SEM DAM Market Value*

717,758.50
 Weekly SEM DAM Volume MWh*

Weekly Intraday Auction 1 Summary - Week Commencing 25 July 2022



Legend ● NI Volume* ● ROI Volume* ● SEM IDA1 Price* ● GB IDA1 Price**

Sources:
* SEMO PX
** EPEX

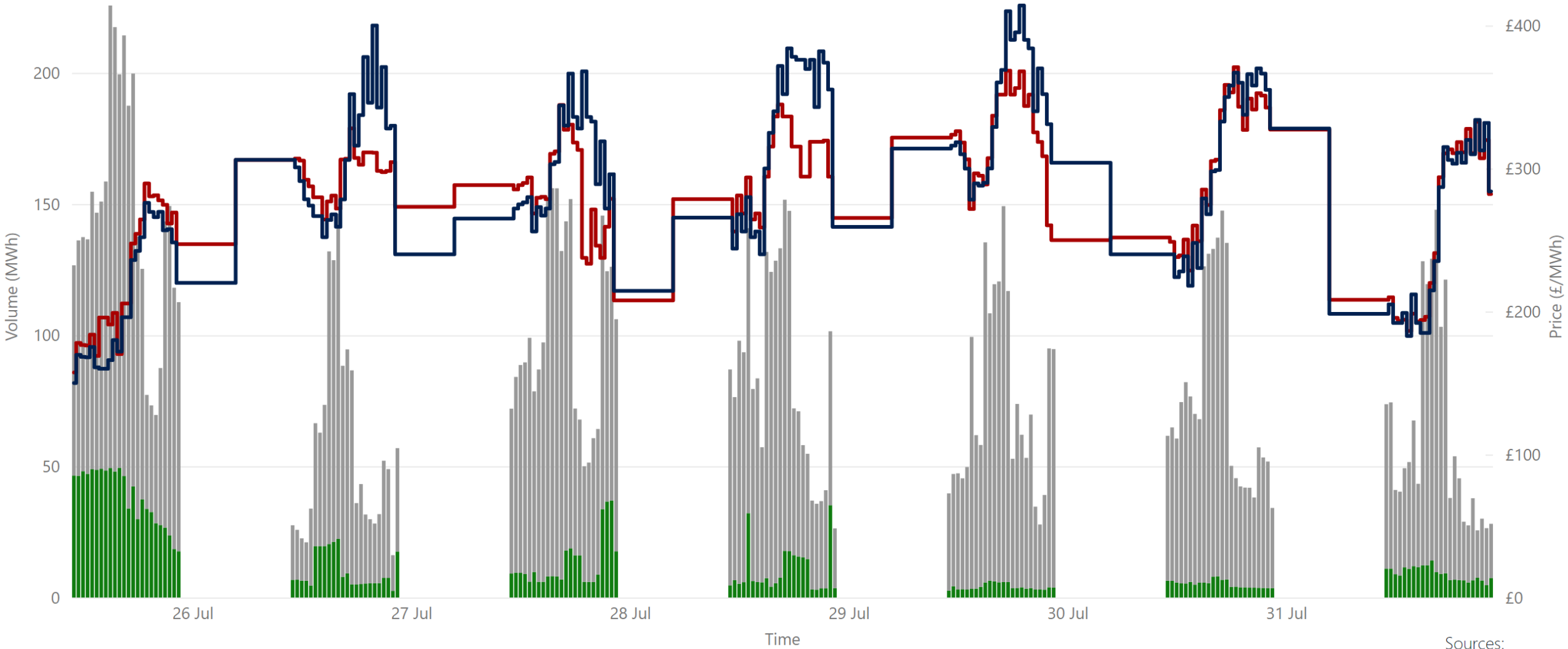
£268.55
Weekly Average SEM IDA1 Price*

£295.39
Weekly Average GB IDA1 Price**

£21,747,399.20
Weekly SEM IDA1 Market Value*

84,194.20
Weekly SEM DAM Volume MWh*

Weekly Intraday Auction 2 Summary - Week Commencing 25 July 2022



Jurisdiction Volume ● NI Volume* ● ROI Volume* ● SEM IDA2 Price* ● GB IDA2 Price**

Sources:
* SEMO PX
** EPEX

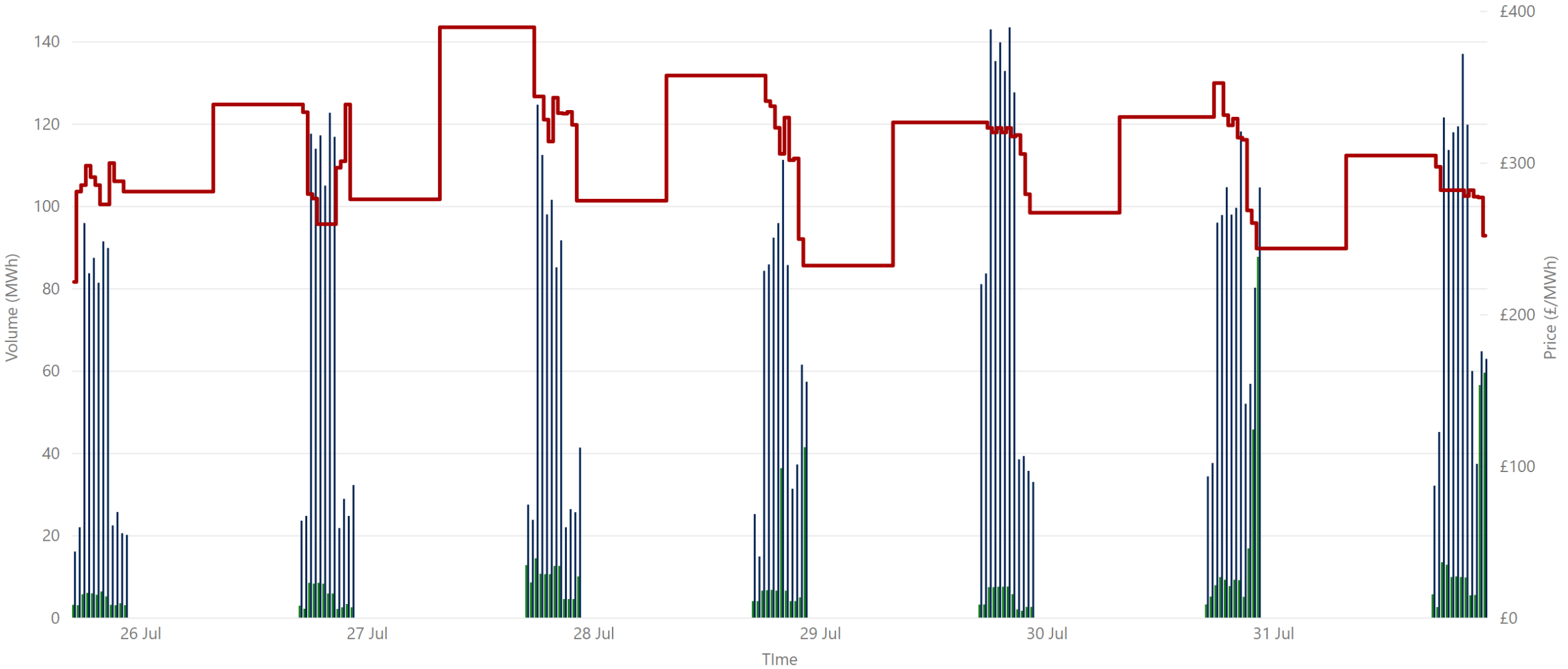
£283.28
Weekly Average SEM IDA2 Price*

£290.37
Weekly Average GB IDA2 Price**

£3,988,028.36
Weekly SEM IDA2 Market Value*

14,551.70
Weekly SEM IDA2 Volume MWh*

Weekly Intraday Auction 3 Summary - Week Commencing 25 July 2022



Jurisdiction ● NI Volume* ● ROI Volume* ● SEM IDA 3 Price*

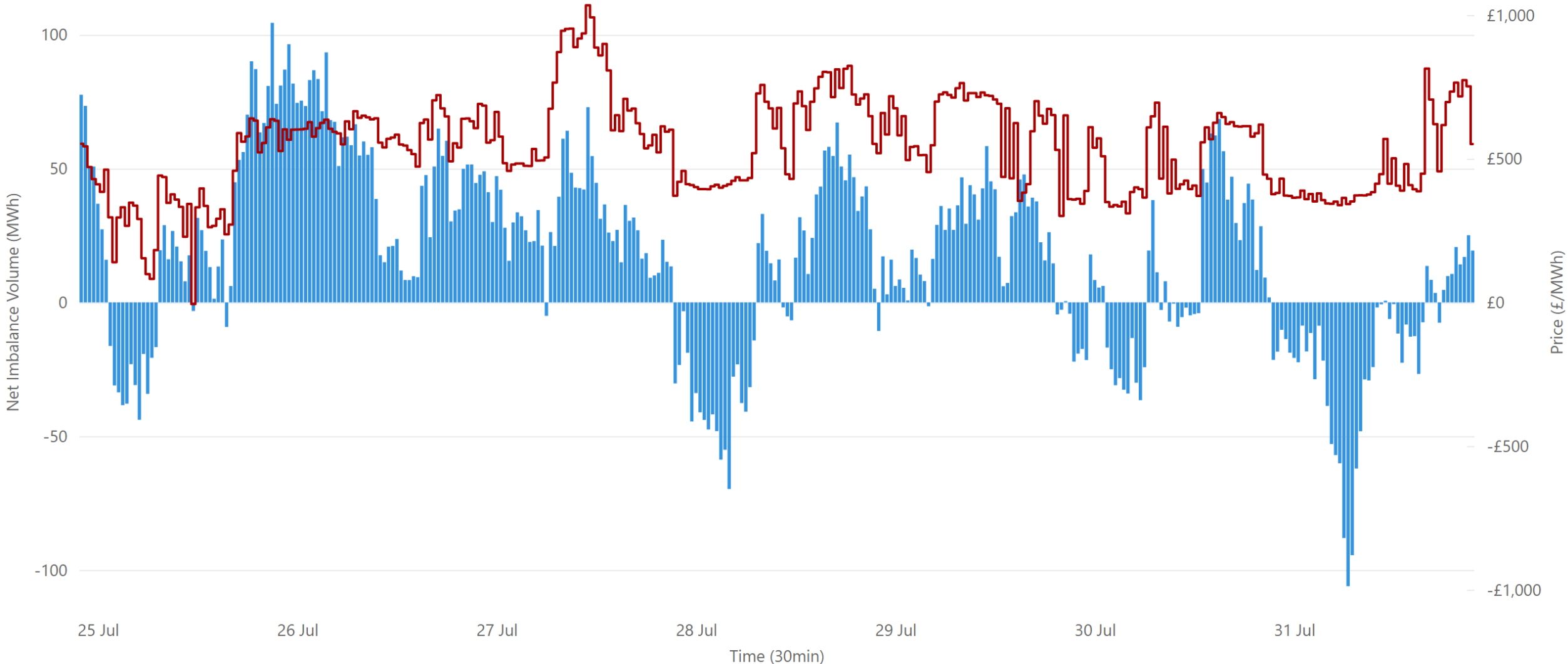
Source: * SEMO PX

£304.27
Weekly Average SEM IDA3 Price*

£2,124,607.86
Weekly SEM IDA3 Market Value*

7,046.40
Weekly SEM IDA3 Volume MWh*

Weekly Balancing Market 30 Minute Summary - Week Commencing 25 July 2022



Source: * SEMO

£270.11
Ave 30min Imbalance Price*

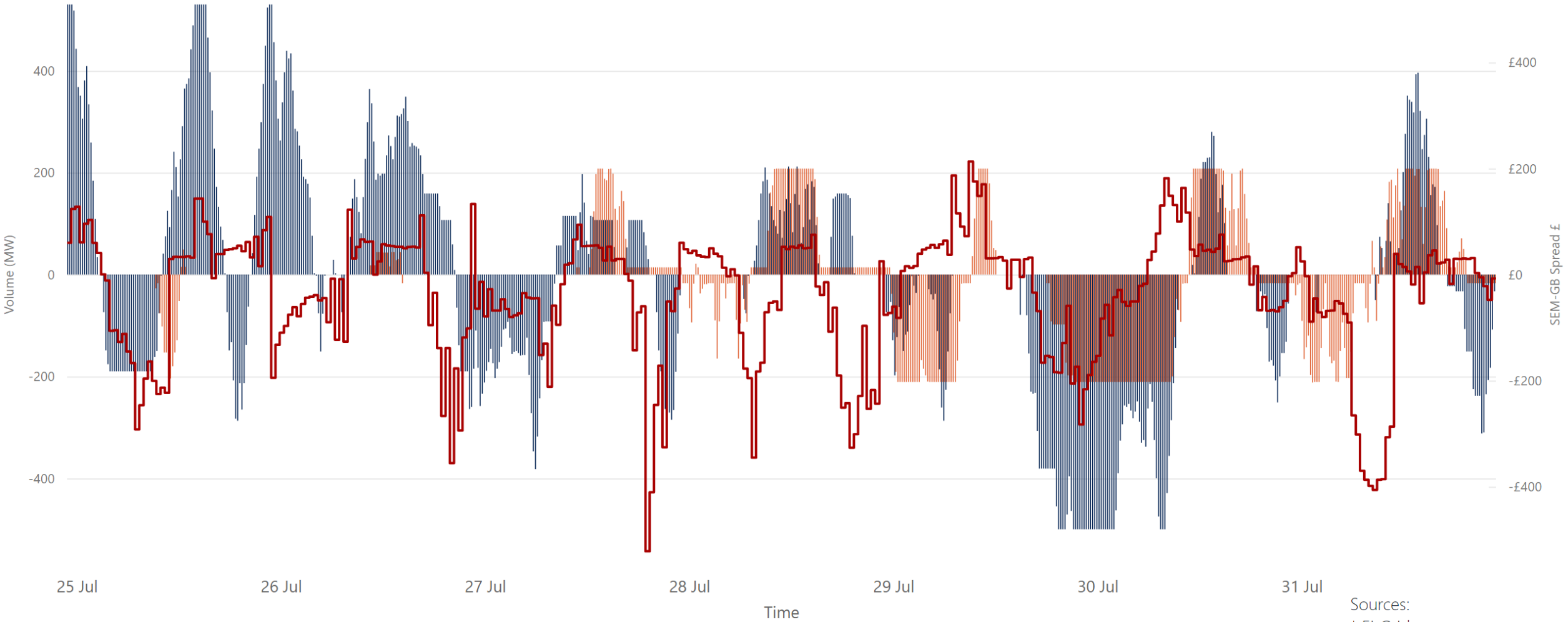
£517.03
Max 30min Imbalance Price*

-£2.83
Min 30min Imbalance Price*

52.23
Max Net Imbalance Volume*

-53.03
Min Net Imbalance Volume*

Weekly Interconnection Summary - Week Commencing 25 July 2022

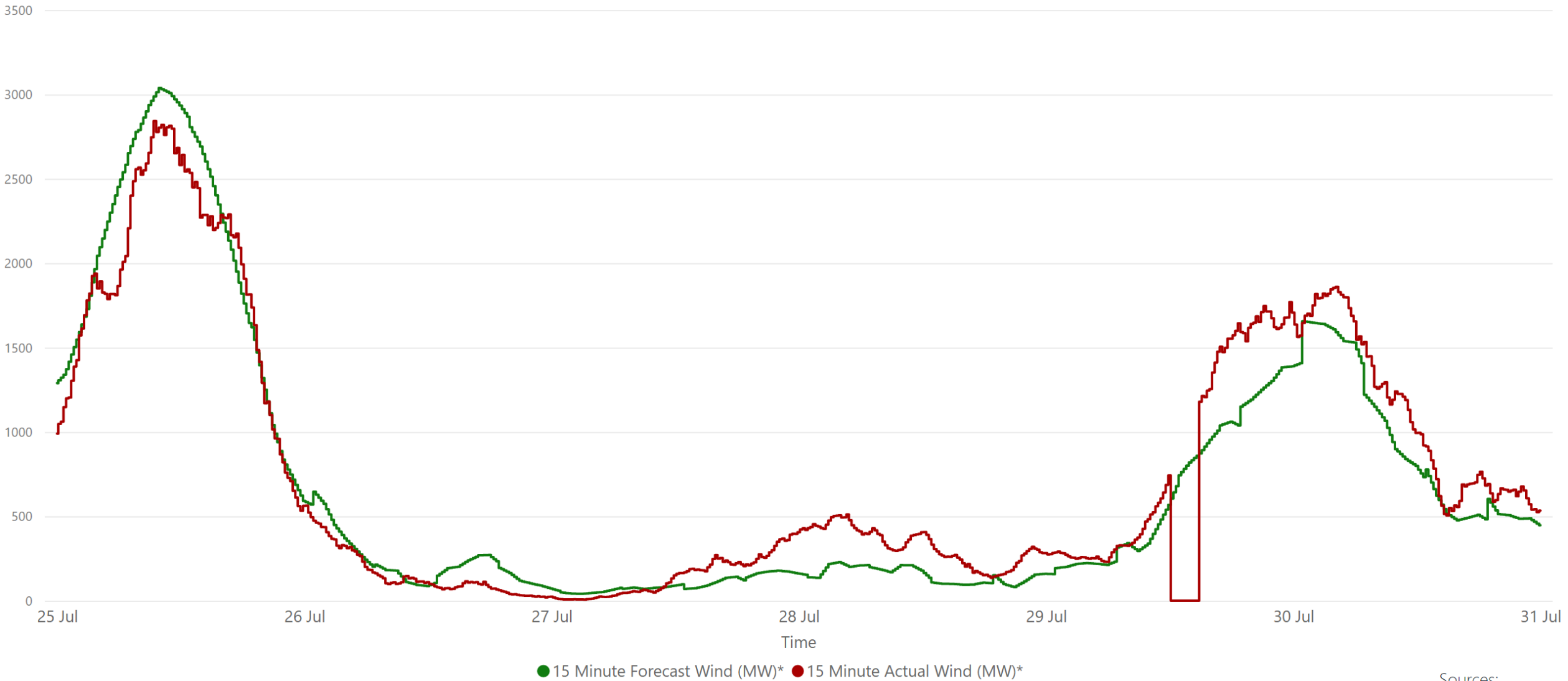


● EWIC Volume (MW)* ● MOYLE Volume (MW)* ● SEM-GB Spread

Sources:
 * EirGrid
 ** SEMO, EPEX & Nordpool

77,452.00	-60,378.00	17,074.00	167,358.00	-152,666.00	14,692.00
Weekly MOYLE (MW) Impo...	Weekly MOYLE (MW) Export*	Weekly MOYLE (MW) NET*	Weekly EWIC (MW) Import*	Weekly EWIC (MW) Export*	Weekly EWIC (MW) NET*

Weekly Wind Capacity Summary - Week Commencing 25 July 2022



2842
Max Actual Wind (MW)*

0
Min Actual Wind (MW)*

3038
Max Forecast Wind (MW)*

41
Min Forecast Wind (MW)*

Sources:
* EriGrid