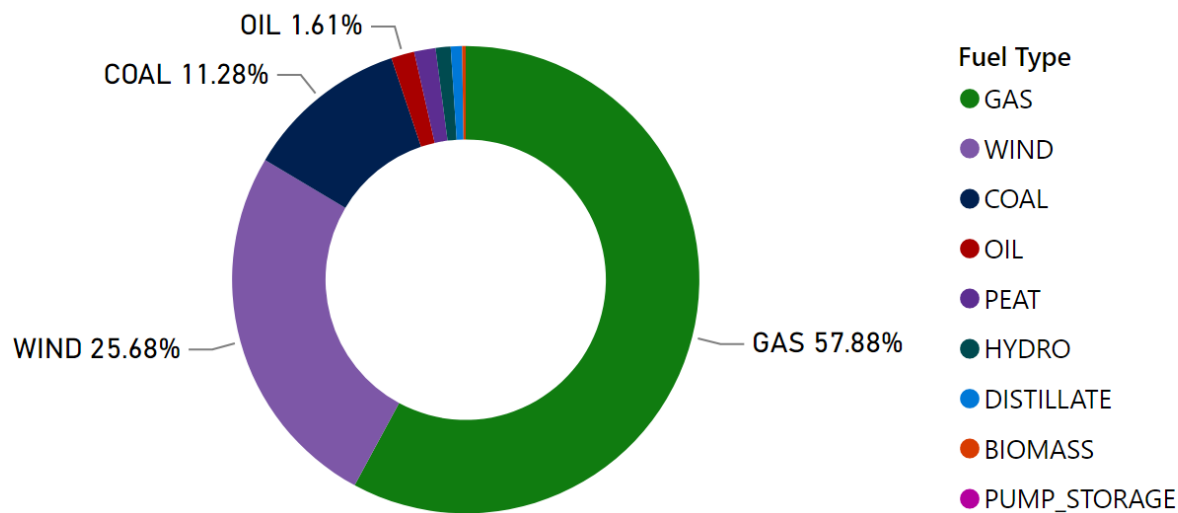


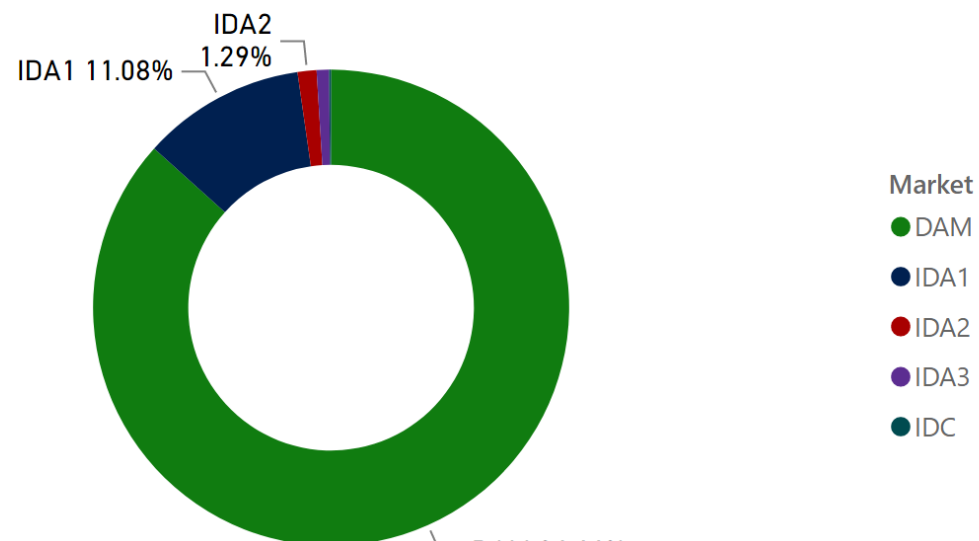
MMU Weekly Market Summary Report - Week Commencing 12 December 2022

Weekly Fuel Mix



Source: SEMO PX

Weekly Volume by Market



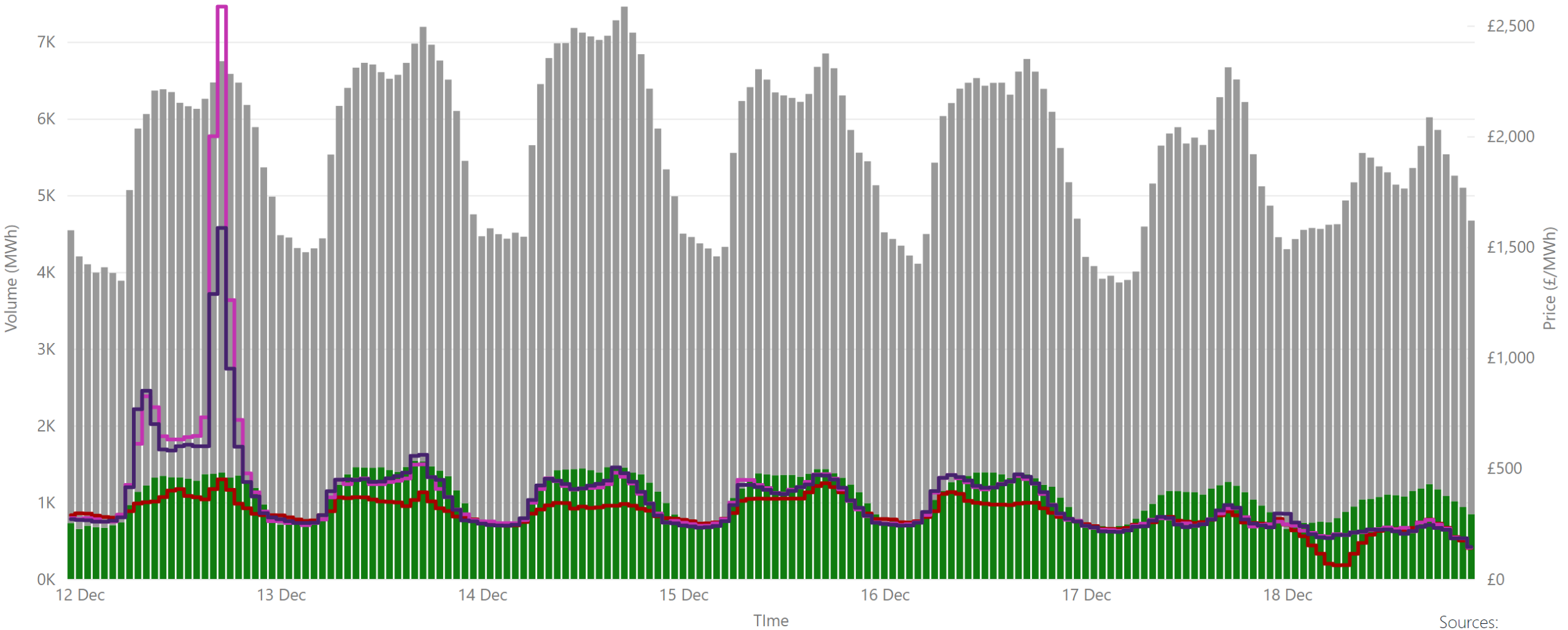
Source: SEMO PX

Summary Table

Date	Daily System Demand (MWh)*	Daily SEM DAM Price (£/MWh)**	Daily Actual Wind (MWh)*	Daily Average Gas Price (p/th)***	Daily Average Coal Price (€/t)***	Daily Average Carbon Price (€/t)***
12 December 2022	132,367.50	346.27	11,635.25	342.70	250.25	89.91
13 December 2022	135,082.50	328.11	44,369.50	350.05	247.00	88.53
14 December 2022	134,777.25	305.89	42,184.25	334.05	240.60	86.33
15 December 2022	135,155.00	343.39	20,903.00	340.05	240.00	84.99
16 December 2022	132,213.50	320.98	33,238.00	282.50	234.20	83.40
17 December 2022	120,000.25	258.42	27,987.50	282.50	234.20	83.40
18 December 2022	114,650.50	189.74	87,524.25	282.50	234.20	83.40

Sources: * EirGrid ** SEMO PX *** Oil Market Journal

Weekly Day Ahead Market Summary - Week Commencing 12 December 2022



Legend ● NI Volume* ● ROI Volume* ● SEM DAM Price* ● GB EPEX DAM Price** ● GB Nordpool DAM Price***

Sources:
 * SEMO PX
 ** EPEX
 *** Nordpool

£293.42
 Weekly Average SEM DAM Price*£

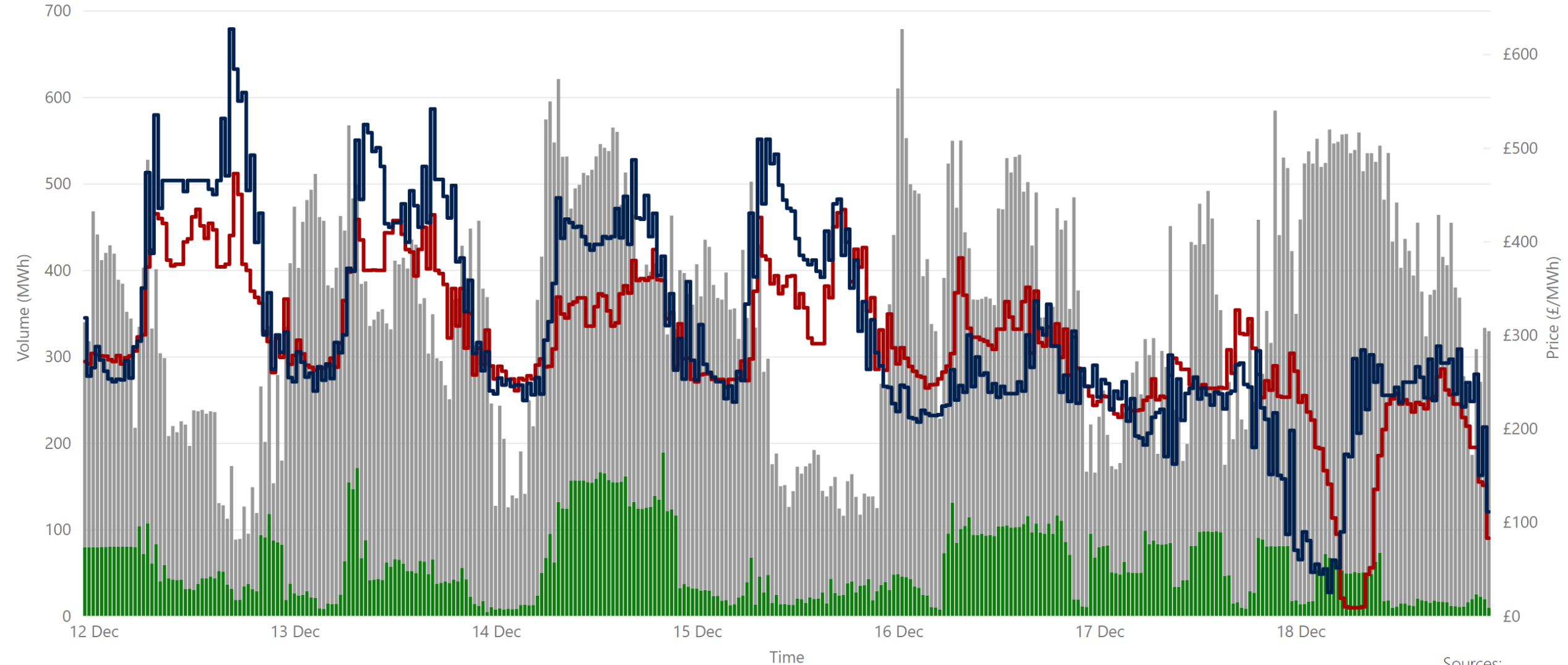
£372.07
 Weekly Average GB EPEX Price**

£358.52
 Weekly Average GB Nordpool Price***

£283,661,028.37
 Weekly SEM DAM Market Value*

941,217.60
 Weekly SEM DAM Volume MWh*

Weekly Intraday Auction 1 Summary - Week Commencing 12 December 2022



Legend ● NI Volume* ● ROI Volume* ● SEM IDA1 Price* ● GB IDA1 Price**

Sources:
* SEMO PX
** EPEX

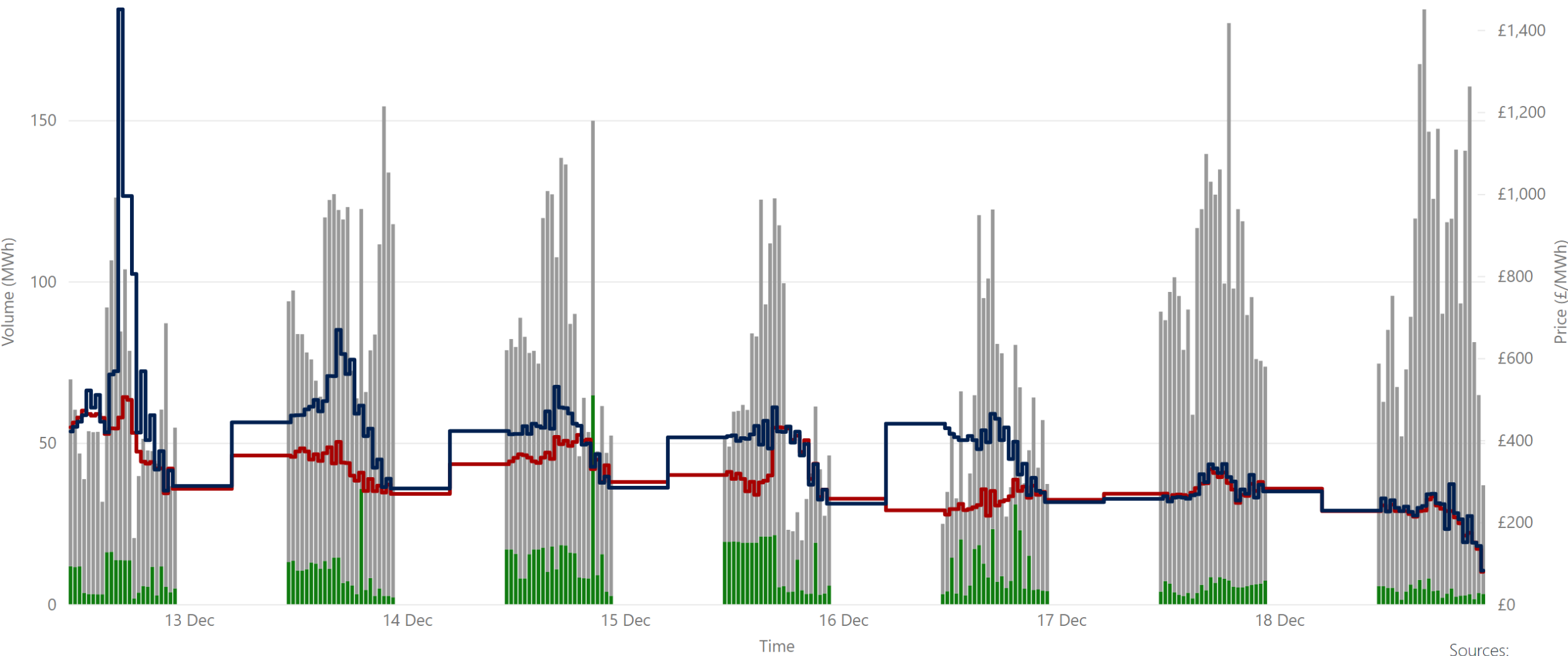
£289.50
Weekly Average SEM IDA1 Price*

£305.07
Weekly Average GB IDA1 Price**

£33,843,768.14
Weekly SEM IDA1 Market Value*

120,347.85
Weekly SEM DAM Volume MWh*

Weekly Intraday Auction 2 Summary - Week Commencing 12 December 2022



Jurisdiction Volume ● NI Volume* ● ROI Volume* ● SEM IDA2 Price* ● GB IDA2 Price**

Sources:
* SEMO PX
** EPEX

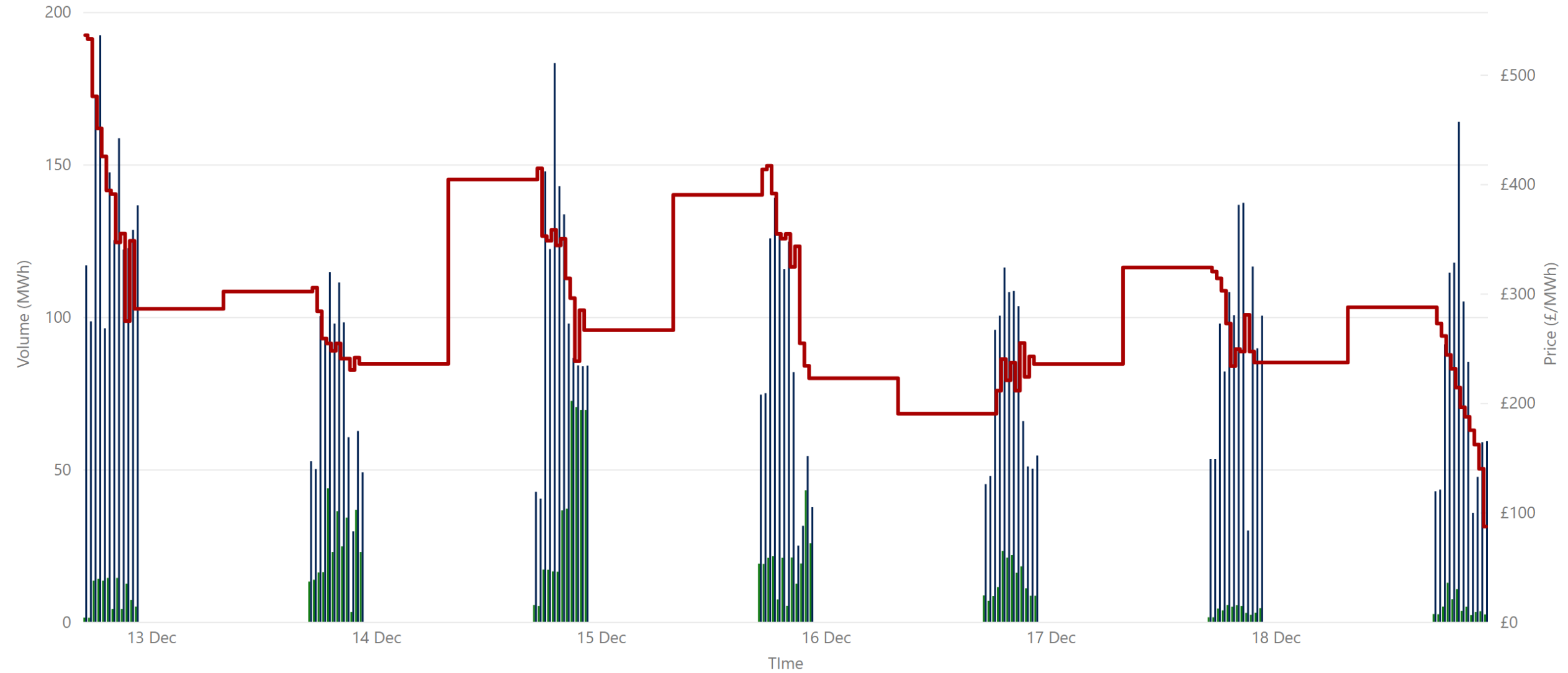
£312.28
Weekly Average SEM IDA2 Price*

£383.06
Weekly Average GB IDA2 Price**

£4,313,102.05
Weekly SEM IDA2 Market Value*

13,971.40
Weekly SEM IDA2 Volume MWh*

Weekly Intraday Auction 3 Summary - Week Commencing 12 December 2022



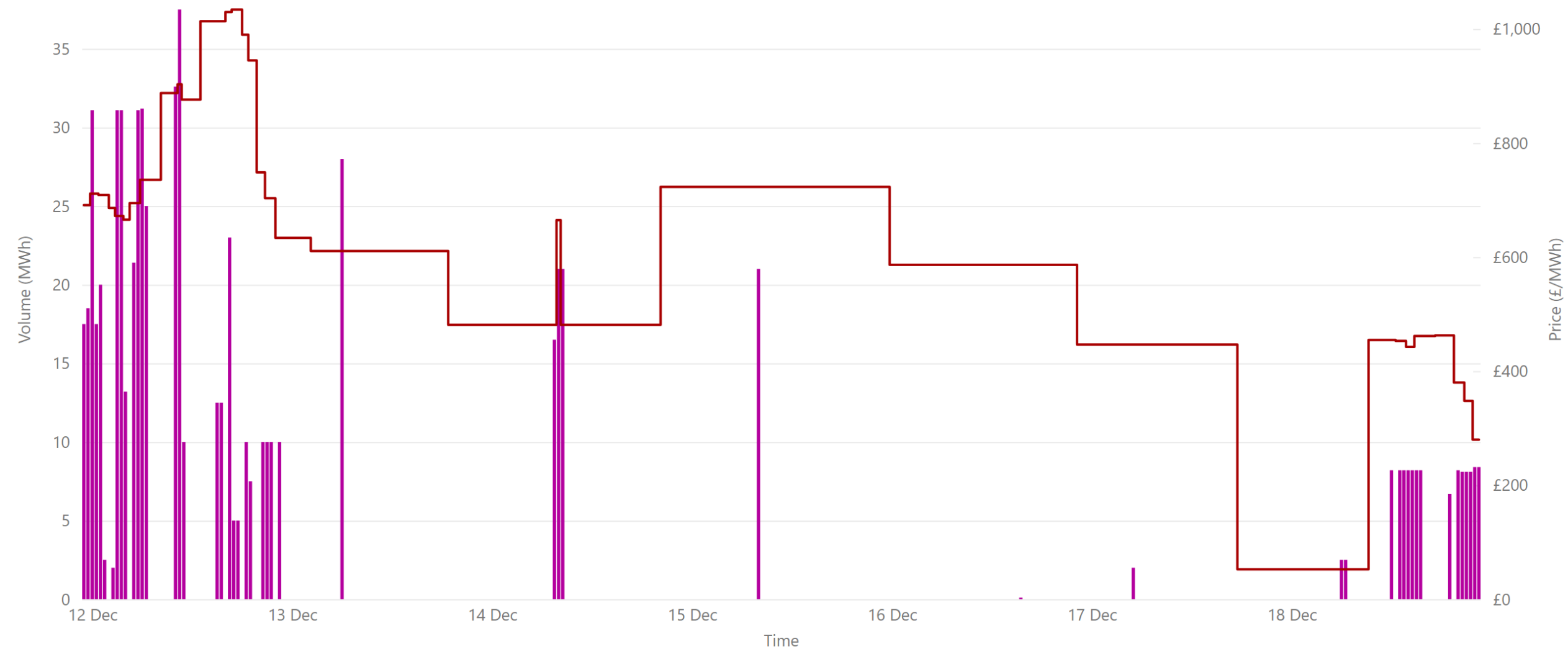
Source: * SEMO PX

£289.32
Weekly Average SEM IDA3 Price*

£2,744,461.51
Weekly SEM IDA3 Market Value*

9,146.10
Weekly SEM IDA3 Volume MWh*

Weekly Intraday Continuous Summary - Week Commencing 12 December 2022



● IDC Volume NI & ROI* ● WEIGHTED_AVERAGE_PRICE

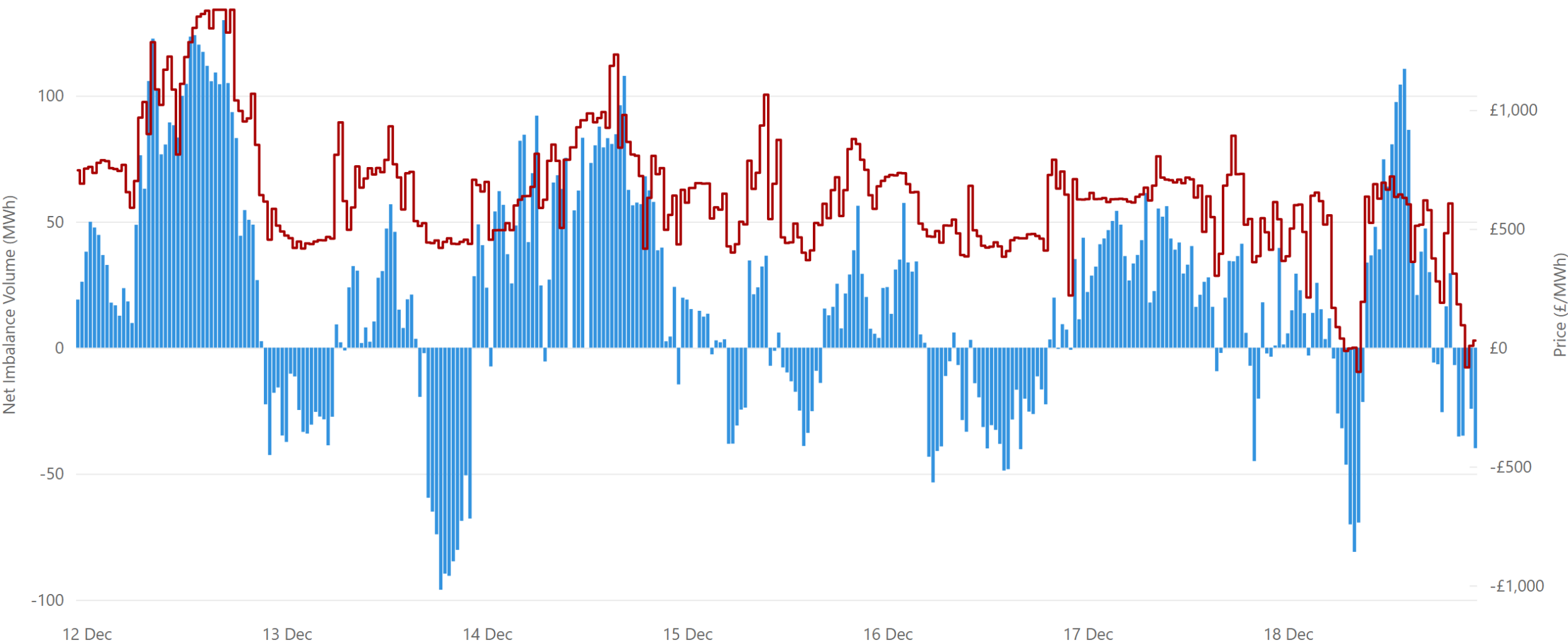
Source: * SEMO PX

£517.05
Weekly SEM IDC Average Price*

£1,292.62
Weekly SEM IDC Market Value

10.00
Weekly SEM IDC Volume MWh*

Weekly Balancing Market 30 Minute Summary - Week Commencing 12 December 2022

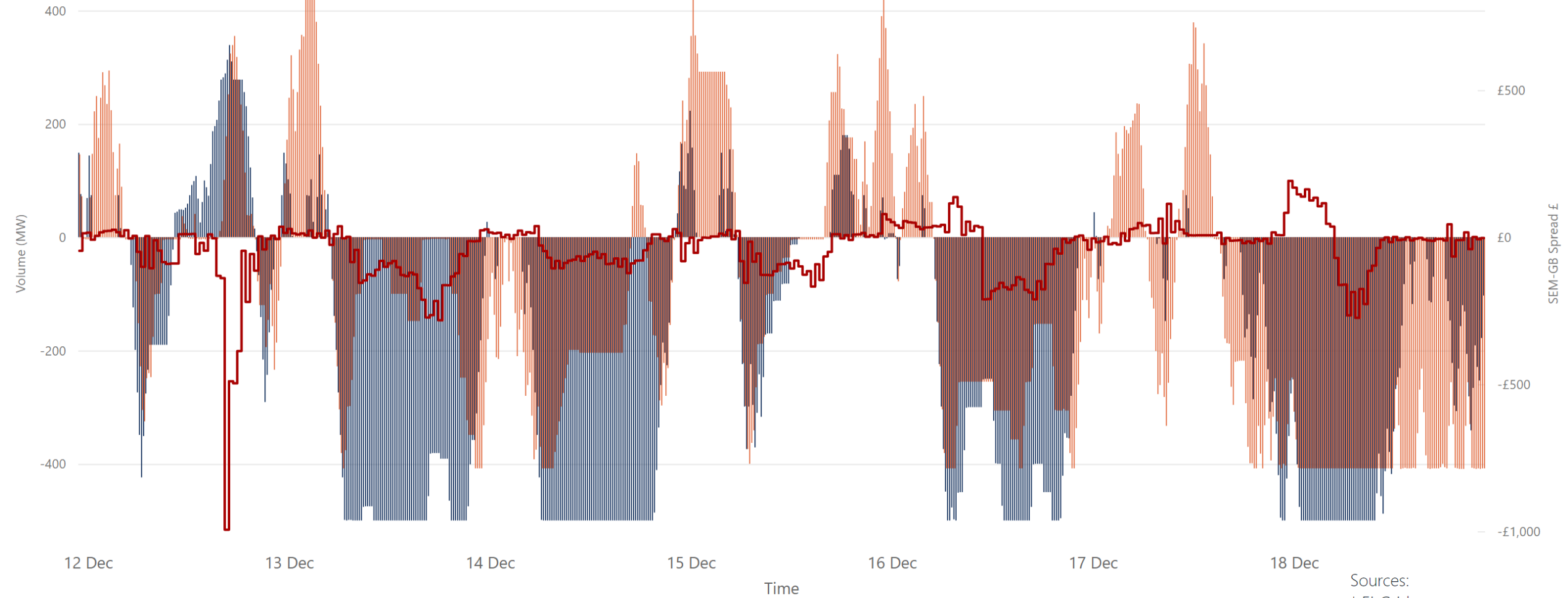


● Net Imbalance Volume* ● 30 Minute Imbalance Settlement Price*

Source: * SEMO

£319.03	£710.76	-£50.75	64.96	-48.01
Ave 30min Imbalance Price*	Max 30min Imbalance Price*	Min 30min Imbalance Price*	Max Net Imbalance Volume*	Min Net Imbalance Volume*

Weekly Interconnection Summary - Week Commencing 12 December 2022

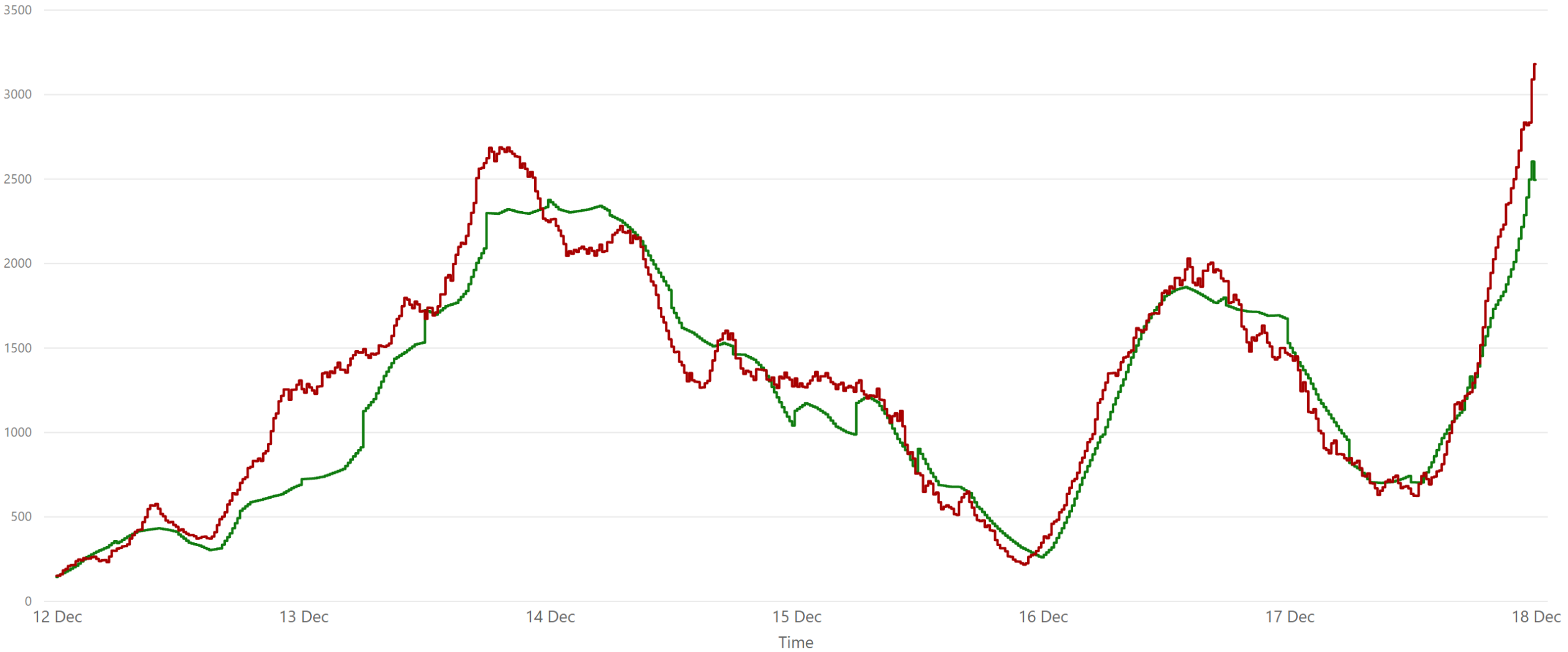


● EWIC Volume (MW)* ● MOYLE Volume (MW)* ● Average of SEM-GB Spread

Sources:
* EirGrid
** SEMO, EPEX & Nordpool

95,352.00	-320,844.00	-225,492.00	39,564.00	-420,614.00	-381,050.00
Weekly MOYLE (MW) Impo...	Weekly MOYLE (MW) Export*	Weekly MOYLE (MW) NET*	Weekly EWIC (MW) Import*	Weekly EWIC (MW) Export*	Weekly EWIC (MW) NET*

Weekly Wind Capacity Summary - Week Commencing 12 December 2022



● 15 Minute Forecast Wind (MW)* ● 15 Minute Actual Wind (MW)*

Sources:
* EriGrid

3177
Max Actual Wind (MW)*

148
Min Actual Wind (MW)*

2600
Max Forecast Wind (MW)*

141
Min Forecast Wind (MW)*