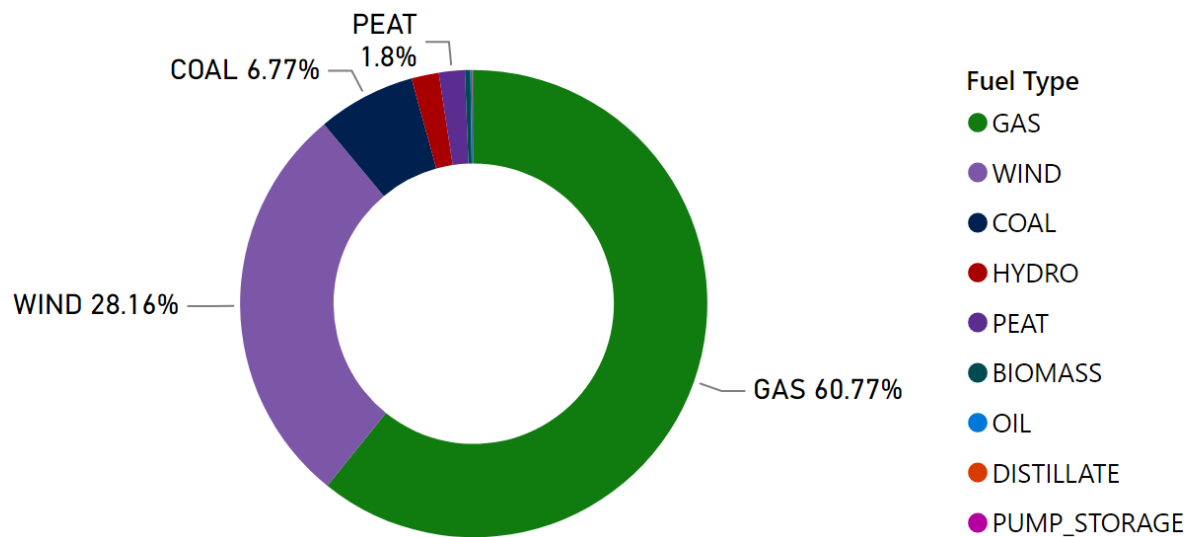


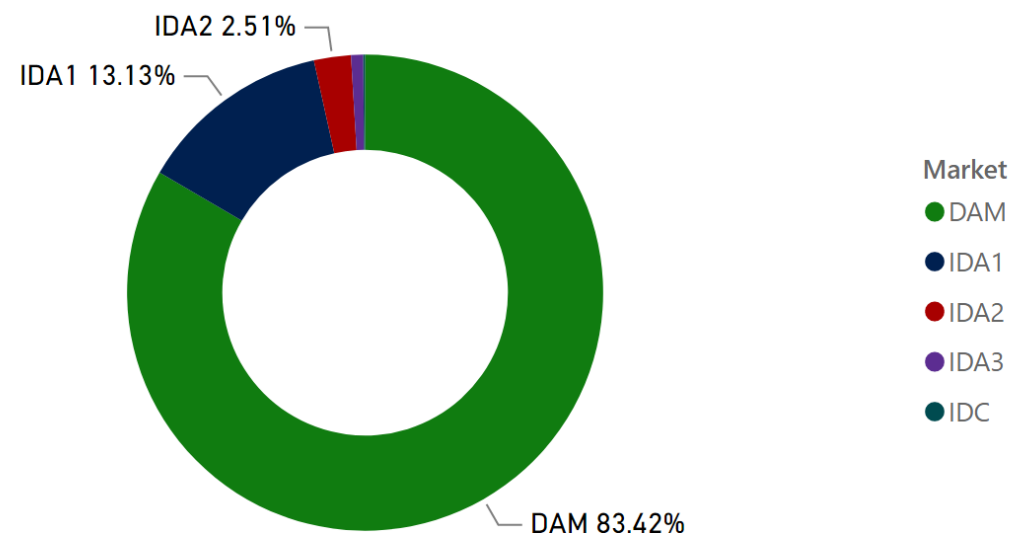
MMU Weekly Market Summary Report - Week Commencing 14 November 2022

Weekly Fuel Mix



Source: SEMO PX

Weekly Volume by Market



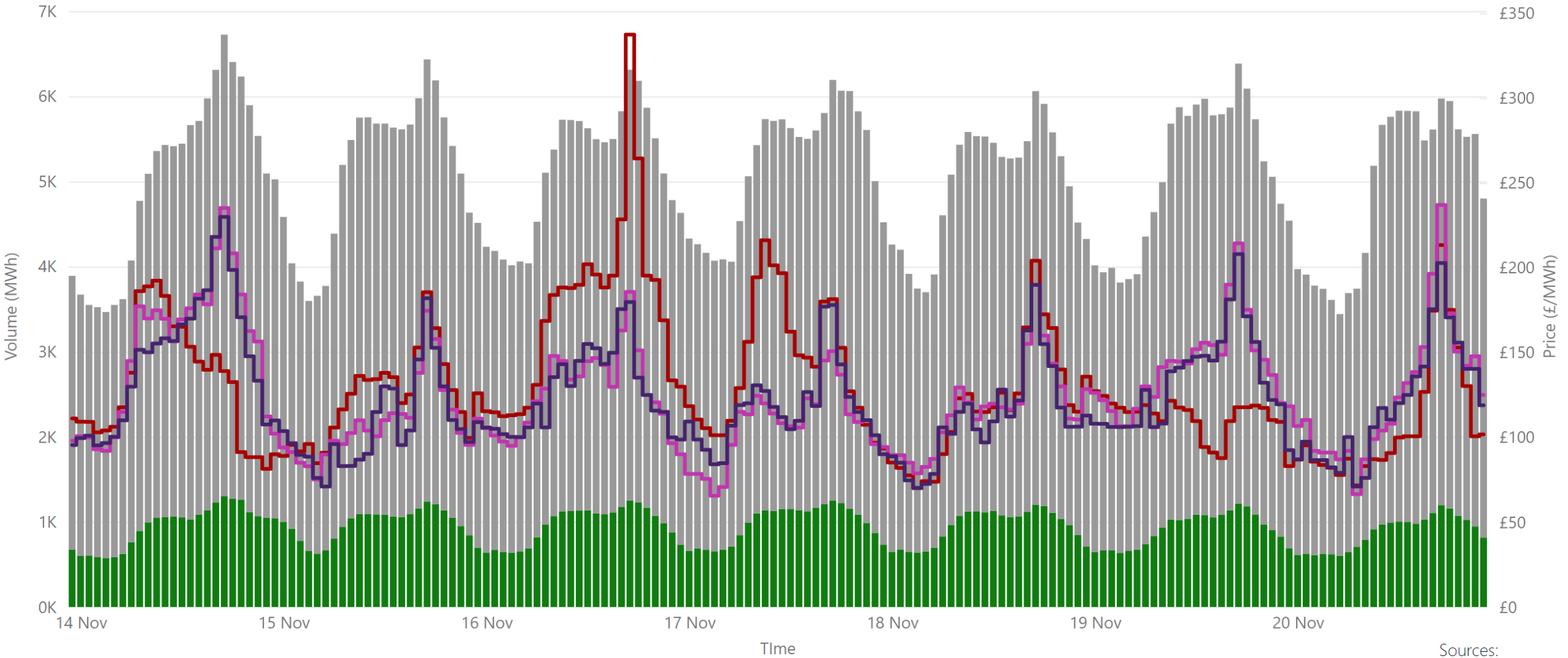
Source: SEMO PX

Summary Table

Date	Daily System Demand (MWh)*	Daily SEM DAM Price (£/MWh)**	Daily Actual Wind (MWh)*	Daily Average Gas Price (p/th)***	Daily Average Coal Price (€/t)***	Daily Average Carbon Price (€/t)***
14 November 2022	110,656.75	134.78	46,611.75	97.05	194.00	74.94
15 November 2022	112,367.50	124.48	30,040.75	111.05	203.50	76.32
16 November 2022	115,818.25	180.45	8,100.00	80.05	197.00	73.32
17 November 2022	118,263.25	146.17	14,545.50	104.05	202.00	72.18
18 November 2022	114,493.50	120.53	38,768.25	104.05	207.65	71.89
19 November 2022	109,189.00	113.20	49,650.75	104.05	207.65	71.89
20 November 2022	103,964.50	111.52	46,451.25	104.05	207.65	71.89

Sources: * EirGrid ** SEMO PX *** Oil Market Journal

Weekly Day Ahead Market Summary - Week Commencing 14 November 2022



Legend ● NI Volume* ● ROI Volume* ● SEM DAM Price* ● GB EPEX DAM Price** ● GB Nordpool DAM Price***

Sources:
 * SEMO PX
 ** EPEX
 *** Nordpool

£129.71
 Weekly Average SEM DAM Price*£

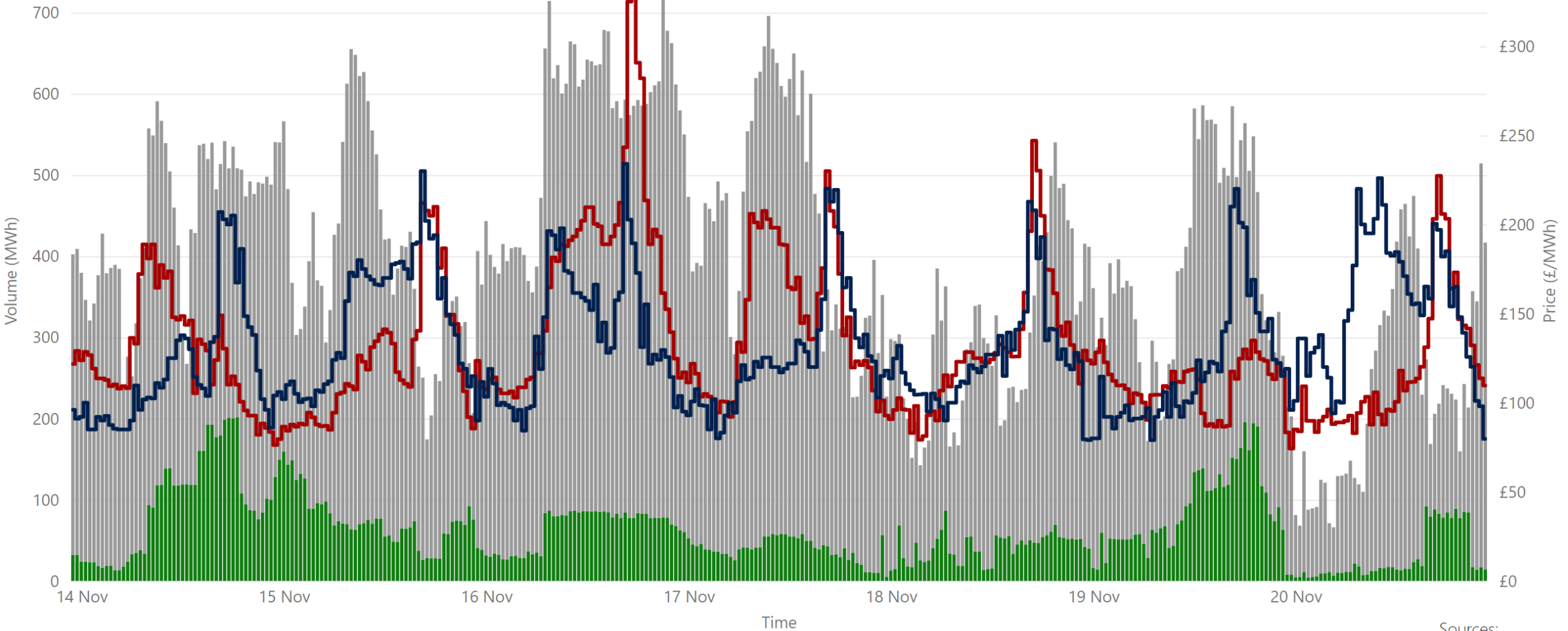
£125.15
 Weekly Average GB EPEX Price**

£122.80
 Weekly Average GB Nordpool Price***

£113,091,742.94
 Weekly SEM DAM Market Value*

848,580.80
 Weekly SEM DAM Volume MWh*

Weekly Intraday Auction 1 Summary - Week Commencing 14 November 2022



Legend ● NI Volume* ● ROI Volume* ● SEM IDA1 Price* ● GB IDA1 Price**

Sources:
* SEMO PX
** EPEX

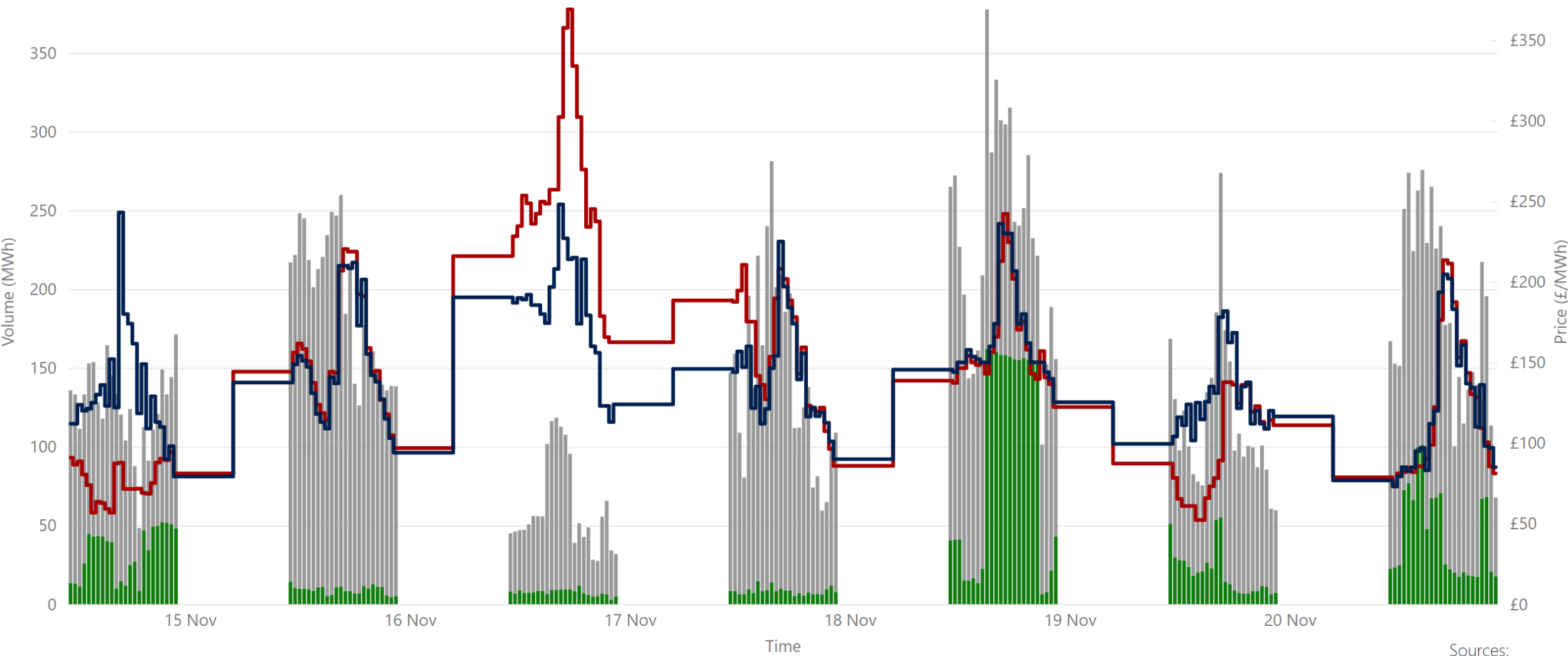
£131.50
Weekly Average SEM IDA1 Price*

£132.03
Weekly Average GB IDA1 Price**

£18,380,255.60
Weekly SEM IDA1 Market Value*

133,518.35
Weekly SEM DAM Volume MWh*

Weekly Intraday Auction 2 Summary - Week Commencing 14 November 2022



Jurisdiction Volume ● NI Volume* ● ROI Volume* ● SEM IDA2 Price* ● GB IDA2 Price**

Sources:
* SEMO PX
** EPEX

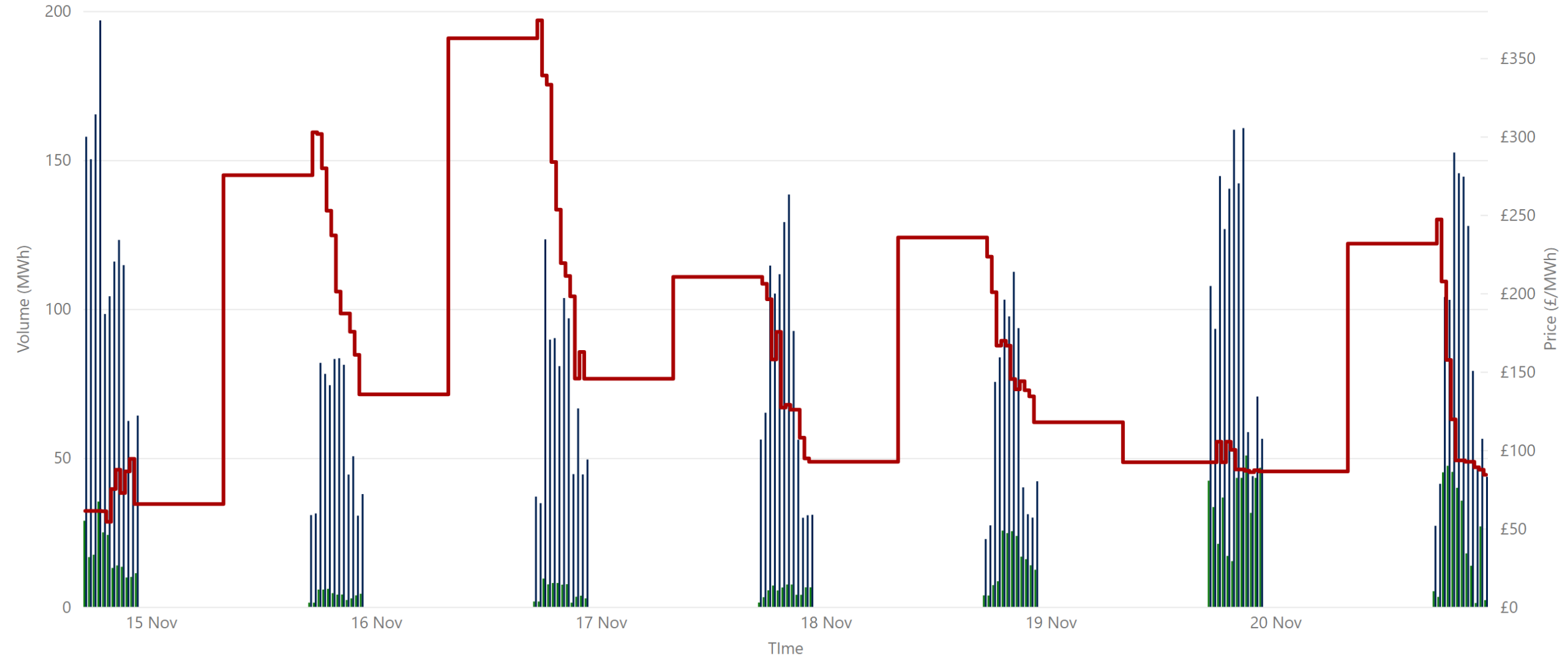
£144.58
Weekly Average SEM IDA2 Price*

£144.98
Weekly Average GB IDA2 Price**

£3,606,445.10
Weekly SEM IDA2 Market Value*

25,526.25
Weekly SEM IDA2 Volume MWh*

Weekly Intraday Auction 3 Summary - Week Commencing 14 November 2022



Jurisdiction ● NI Volume* ● ROI Volume* ● SEM IDA 3 Price*

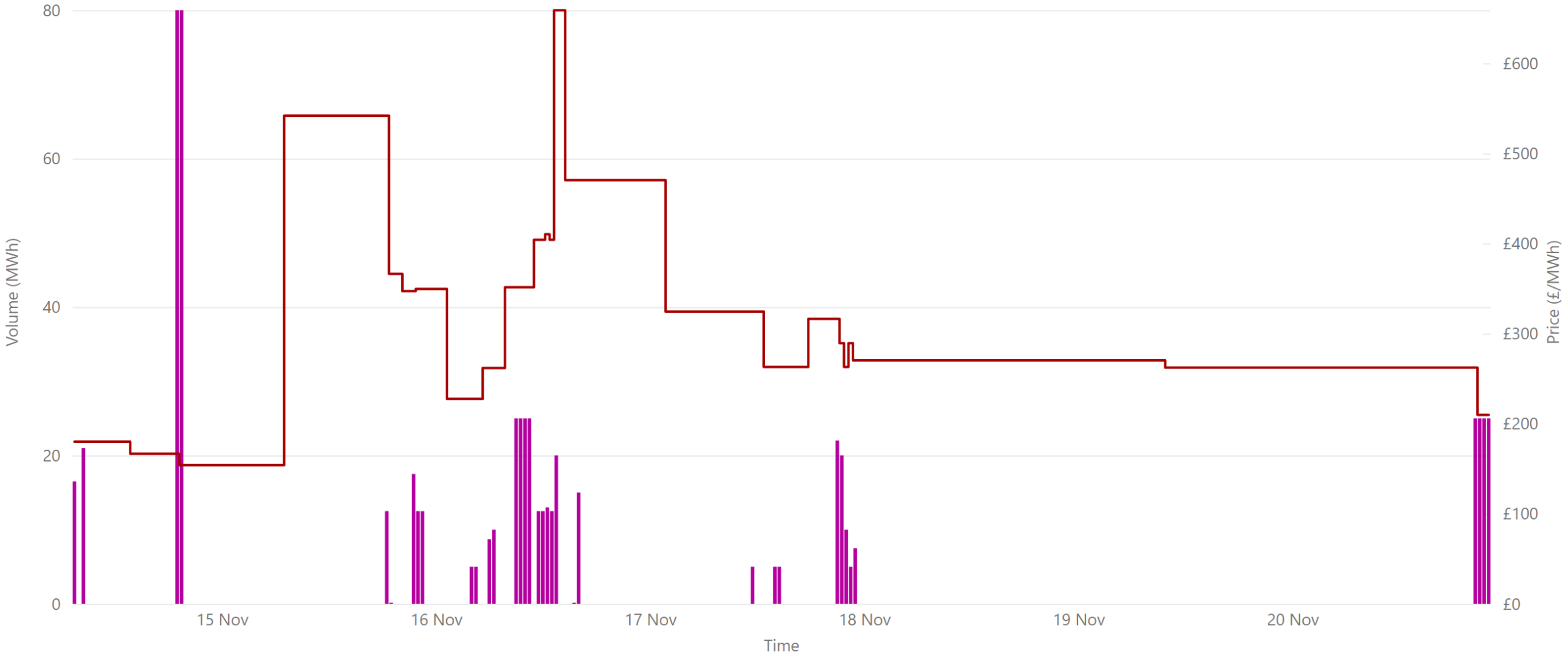
Source: * SEMO PX

£154.72
Weekly Average SEM IDA3 Price*

£1,153,954.64
Weekly SEM IDA3 Market Value*

8,355.20
Weekly SEM IDA3 Volume MWh*

Weekly Intraday Continuous Summary - Week Commencing 14 November 2022



● IDC Volume NI & ROI* ● WEIGHTED_AVERAGE_PRICE

Source: * SEMO PX

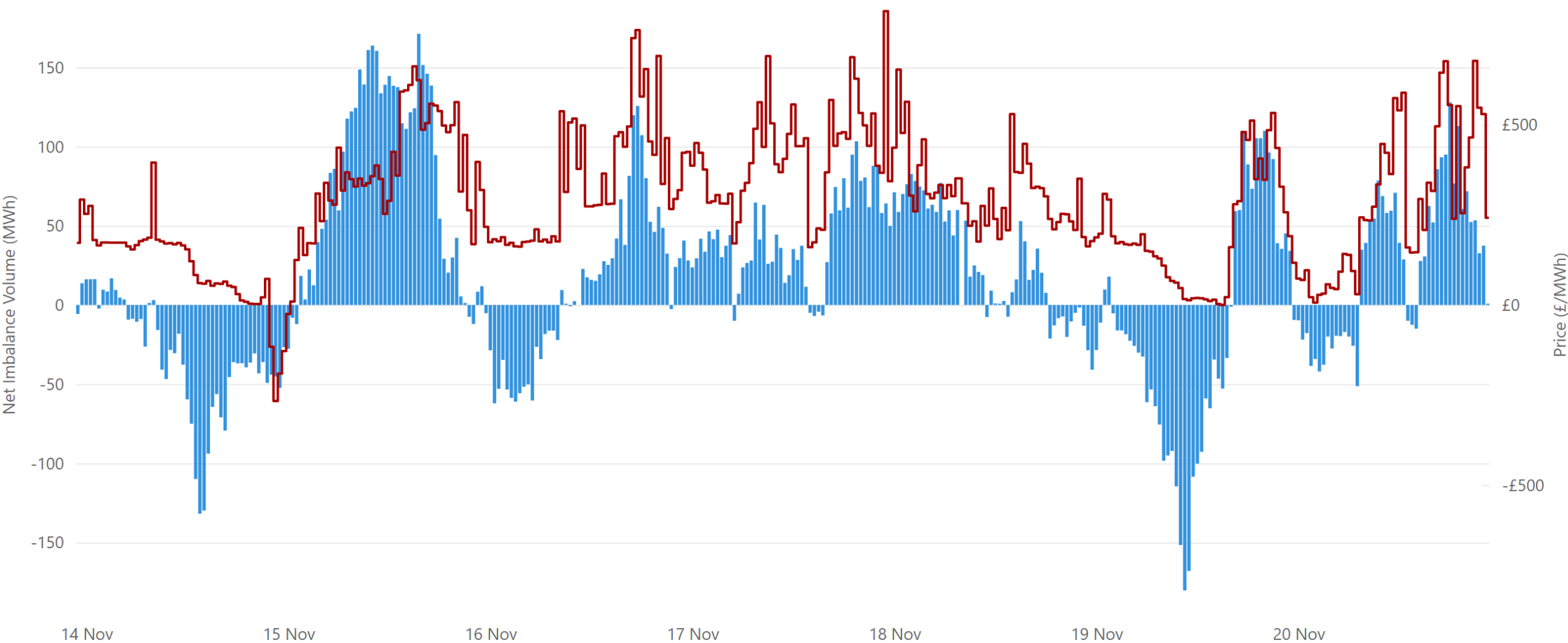
£329.47
Weekly SEM IDC Average Price*

£3,294.68
Weekly SEM IDC Market Value

20.00
Weekly SEM IDC Volume MWh*



Weekly Balancing Market 30 Minute Summary - Week Commencing 14 November 2022

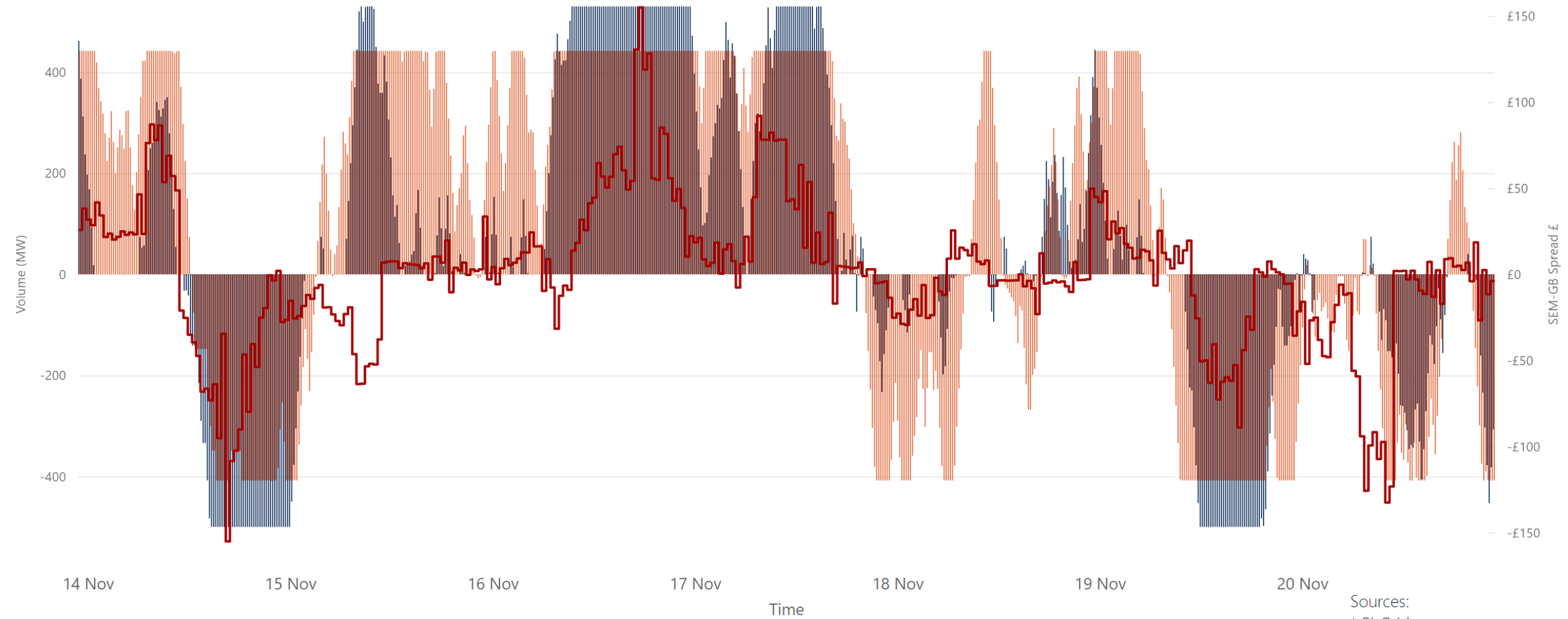


● Net Imbalance Volume* ● 30 Minute Imbalance Settlement Price*

Source: * SEMO

£143.11	£407.78	-£133.37	85.61	-90.13
Ave 30min Imbalance Price*	Max 30min Imbalance Price*	Min 30min Imbalance Price*	Max Net Imbalance Volume*	Min Net Imbalance Volume*

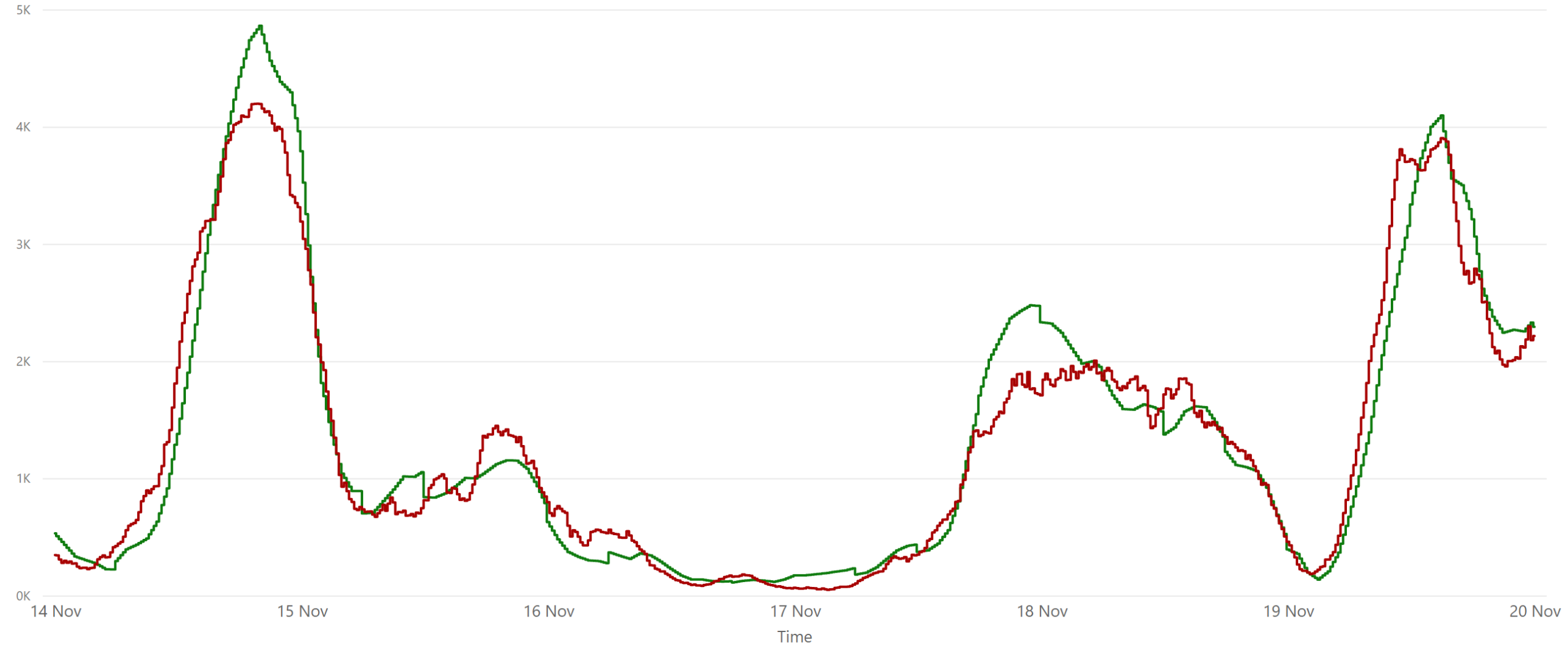
Weekly Interconnection Summary - Week Commencing 14 November 2022



Sources:
 * EirGrid
 ** SEMO, EPEX & Nordpool

388,906.00	-250,966.00	137,940.00	257,952.00	-203,512.00	54,440.00
Weekly MOYLE (MW) Impo...	Weekly MOYLE (MW) Export*	Weekly MOYLE (MW) NET*	Weekly EWIC (MW) Import*	Weekly EWIC (MW) Export*	Weekly EWIC (MW) NET*

Weekly Wind Capacity Summary - Week Commencing 14 November 2022



● 15 Minute Forecast Wind (MW)* ● 15 Minute Actual Wind (MW)*

4196
Max Actual Wind (MW)*

48
Min Actual Wind (MW)*

4861
Max Forecast Wind (MW)*

111
Min Forecast Wind (MW)*

Sources:
* EriGrid