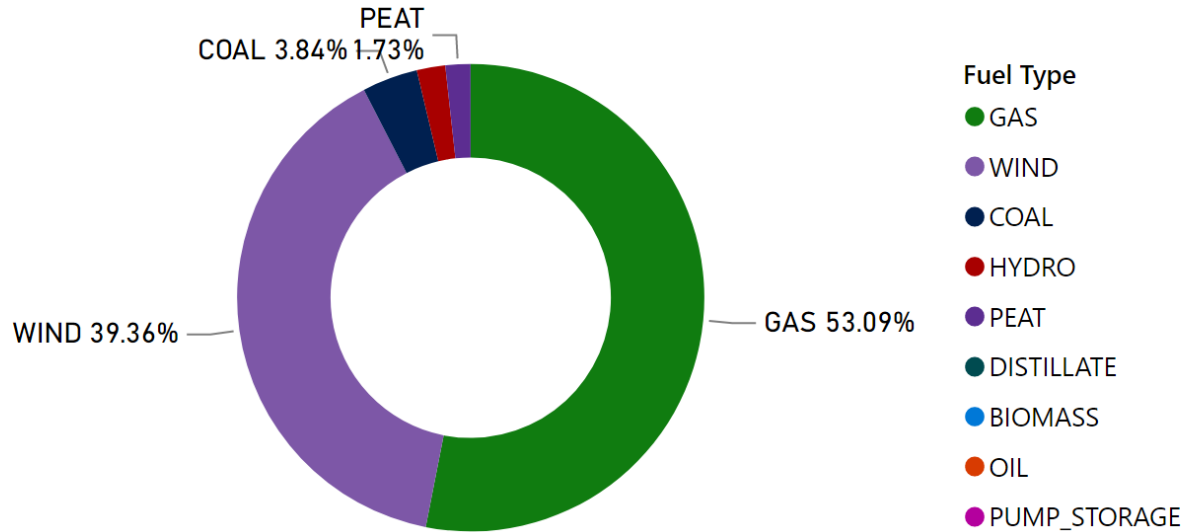


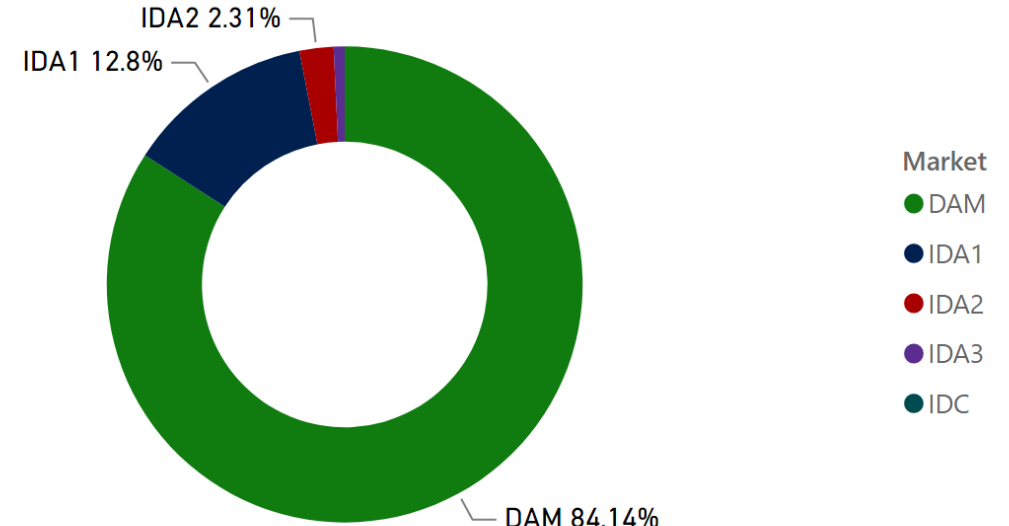
# MMU Weekly Market Summary Report - Week Commencing 13 March 2023

## Weekly Fuel Mix



Source: SEMO PX

## Weekly Volume by Market



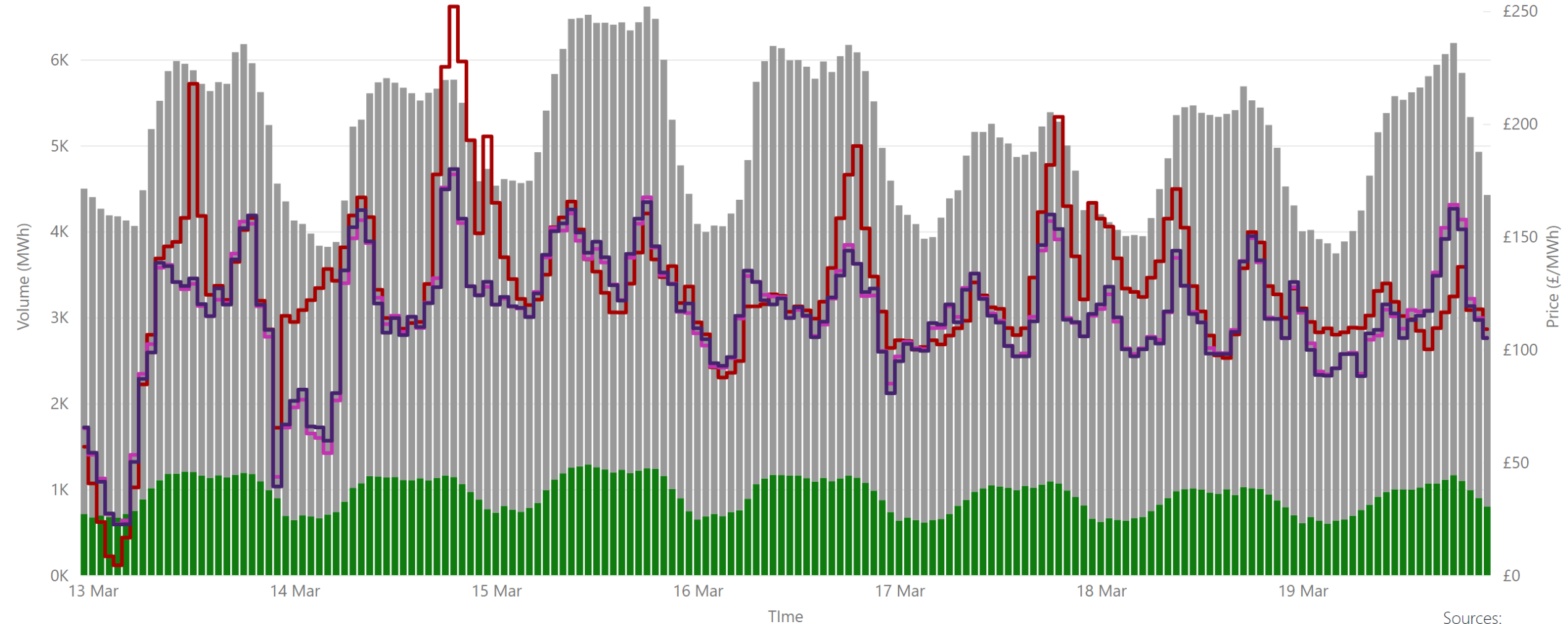
Source: SEMO PX

## Summary Table

| Date          | Daily System Demand (MWh)* | Daily SEM DAM Price (£/MWh)** | Daily Actual Wind (MWh)* | Daily Average Gas Price (p/th)*** | Daily Average Coal Price (€/t)*** | Daily Average Carbon Price (€/t)*** |
|---------------|----------------------------|-------------------------------|--------------------------|-----------------------------------|-----------------------------------|-------------------------------------|
| 13 March 2023 | 117,477.50                 | 110.46                        | 74,285.25                | 125.05                            | 138.65                            | 93.16                               |
| 14 March 2023 | 122,494.25                 | 149.21                        | 32,105.00                | 125.05                            | 141.00                            | 89.68                               |
| 15 March 2023 | 125,660.00                 | 139.84                        | 46,959.25                | 103.05                            | 138.00                            | 89.68                               |
| 16 March 2023 | 117,760.75                 | 126.19                        | 57,652.25                | 104.05                            | 138.00                            | 84.95                               |
| 17 March 2023 | 106,638.50                 | 125.24                        | 32,877.50                | 98.50                             | 134.50                            | 85.48                               |
| 18 March 2023 | 103,742.00                 | 132.94                        | 43,874.75                | 98.50                             | 121.20                            | 85.48                               |
| 19 March 2023 | 105,074.50                 | 115.73                        | 35,983.75                | 98.50                             | 121.20                            | 85.48                               |

Sources: \* EirGrid \*\* SEMO PX \*\*\* Oil Market Journal

# Weekly Day Ahead Market Summary - Week Commencing 13 March 2023



Legend ● NI Volume\* ● ROI Volume\* ● SEM DAM Price\* ● GB EPEX DAM Price\*\* ● GB Nordpool DAM Price\*\*\*

Sources:  
 \* SEMO PX  
 \*\* EPEX  
 \*\*\* Nordpool

**£126.55**  
 Weekly Average SEM DAM Price\*£

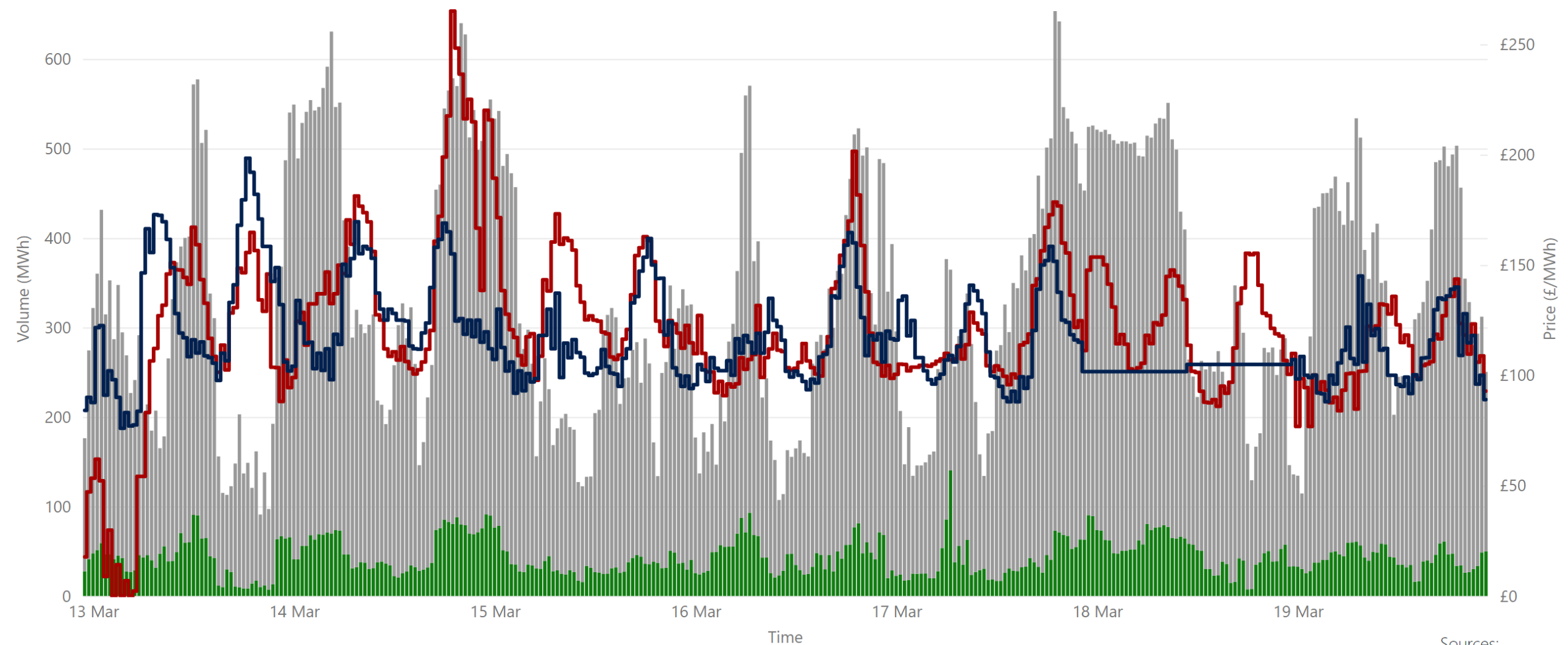
**£115.59**  
 Weekly Average GB EPEX Price\*\*

**£115.82**  
 Weekly Average GB Nordpool Price\*\*\*

**£110,454,204.61**  
 Weekly SEM DAM Market Value\*

**858,483.00**  
 Weekly SEM DAM Volume MWh\*

# Weekly Intraday Auction 1 Summary - Week Commencing 13 March 2023



Legend ● NI Volume\* ● ROI Volume\* ● SEM IDA1 Price\* ● GB IDA1 Price\*\*

Sources:  
\* SEMO PX  
\*\* EPEX

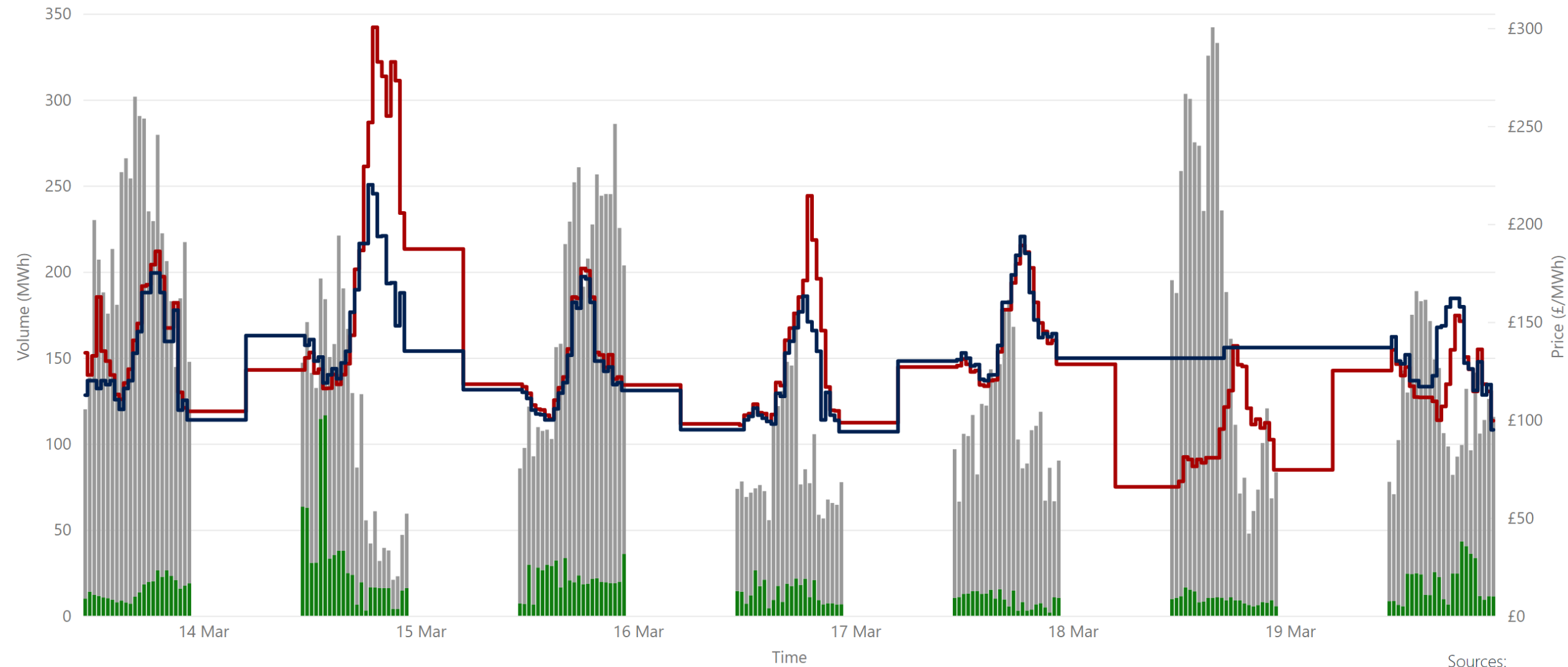
£121.41  
Weekly Average SEM IDA1 Price\*

£118.57  
Weekly Average GB IDA1 Price\*\*

£14,184,201.74  
Weekly SEM IDA1 Market Value\*

112,175.45  
Weekly SEM DAM Volume MWh\*

# Weekly Intraday Auction 2 Summary - Week Commencing 13 March 2023



Jurisdiction Volume ● NI Volume\* ● ROI Volume\* ● SEM IDA2 Price\* ● GB IDA2 Price\*\*

Sources:  
\* SEMO PX  
\*\* EPEX

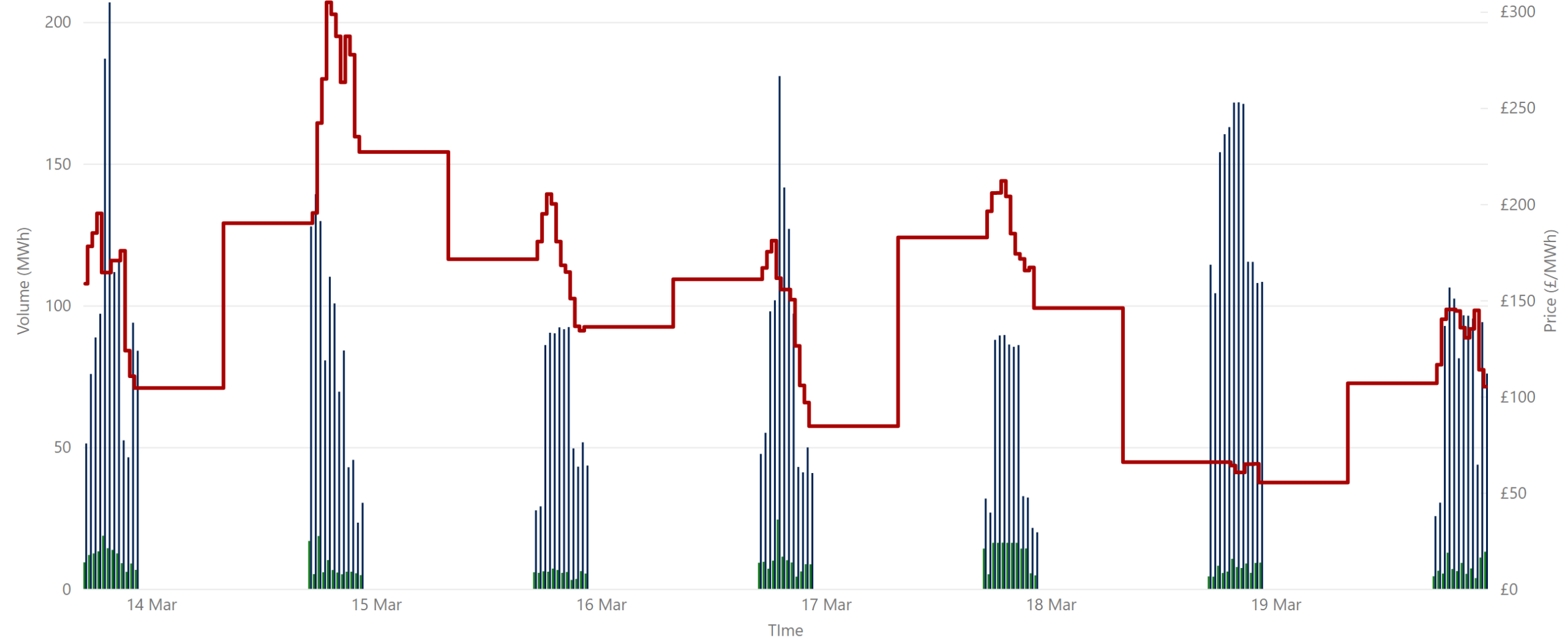
£133.97  
Weekly Average SEM IDA2 Price\*

£134.32  
Weekly Average GB IDA2 Price\*\*

£3,122,235.84  
Weekly SEM IDA2 Market Value\*

24,501.05  
Weekly SEM IDA2 Volume MWh\*

# Weekly Intraday Auction 3 Summary - Week Commencing 13 March 2023



Jurisdiction ● NI Volume\* ● ROI Volume\* ● SEM IDA 3 Price\*

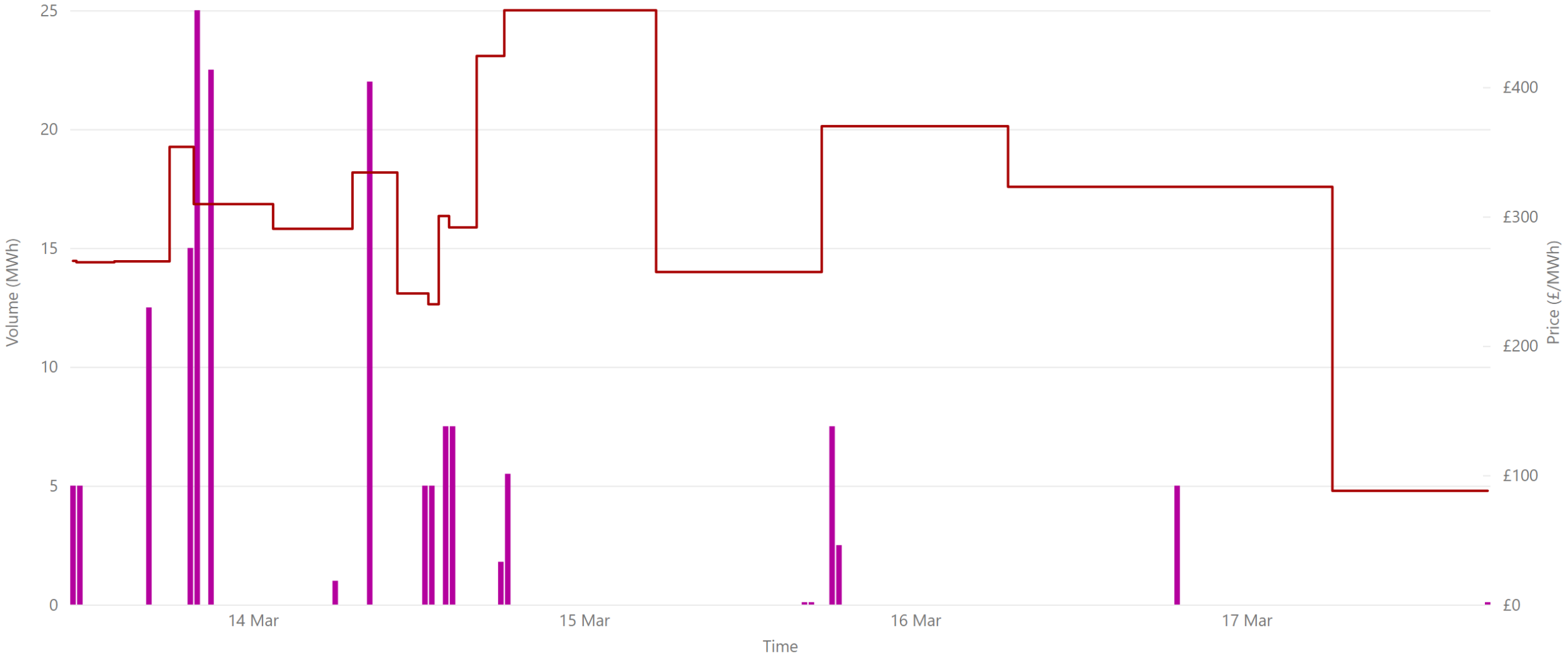
Source: \* SEMO PX

**£157.85**  
Weekly Average SEM IDA3 Price\*

**£1,220,101.85**  
Weekly SEM IDA3 Market Value\*

**8,049.05**  
Weekly SEM IDA3 Volume MWh\*

# Weekly Intraday Continuous Summary - Week Commencing 13 March 2023



● IDC Volume NI & ROI\* ● WEIGHTED\_AVERAGE\_PRICE

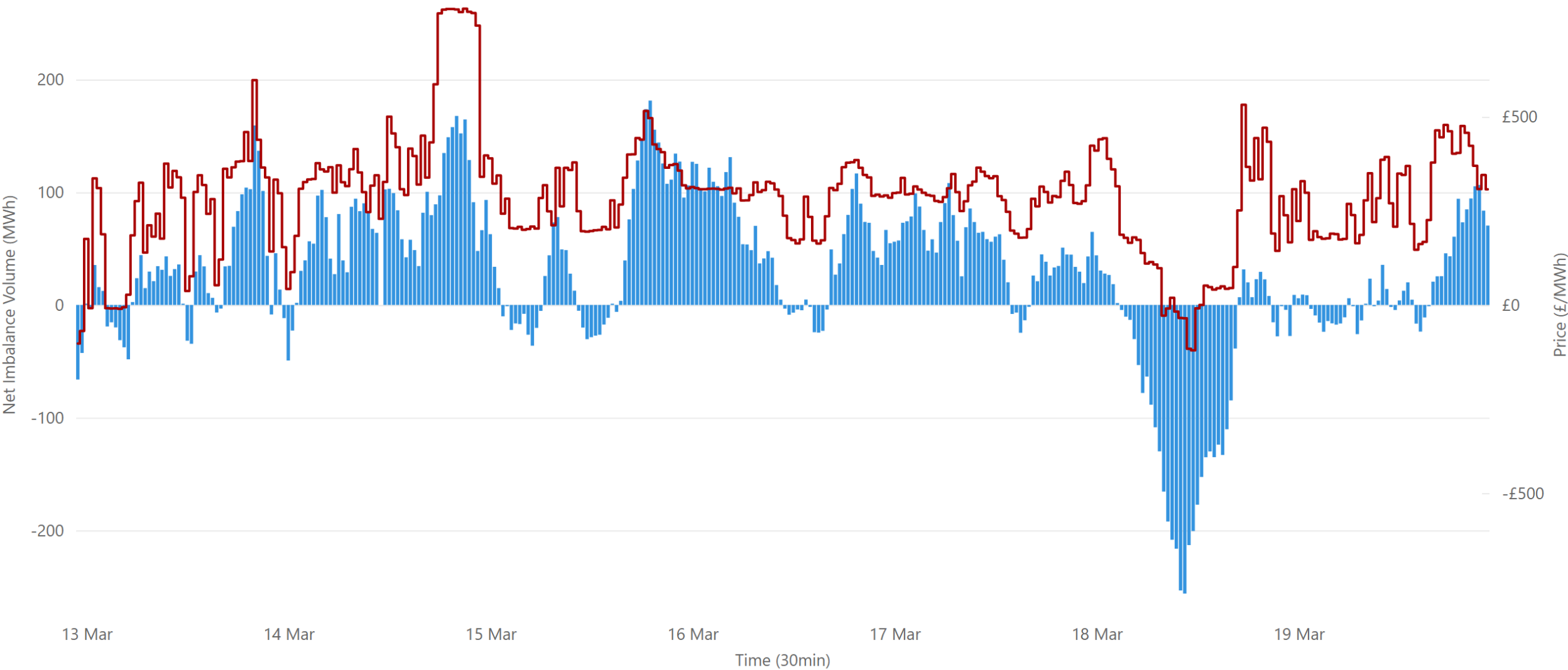
Source: \* SEMO PX

£229.70  
Weekly SEM IDC Average Price\*

£631.68  
Weekly SEM IDC Market Value

5.50  
Weekly SEM IDC Volume MWh\*

# Weekly Balancing Market 30 Minute Summary - Week Commencing 13 March 2023

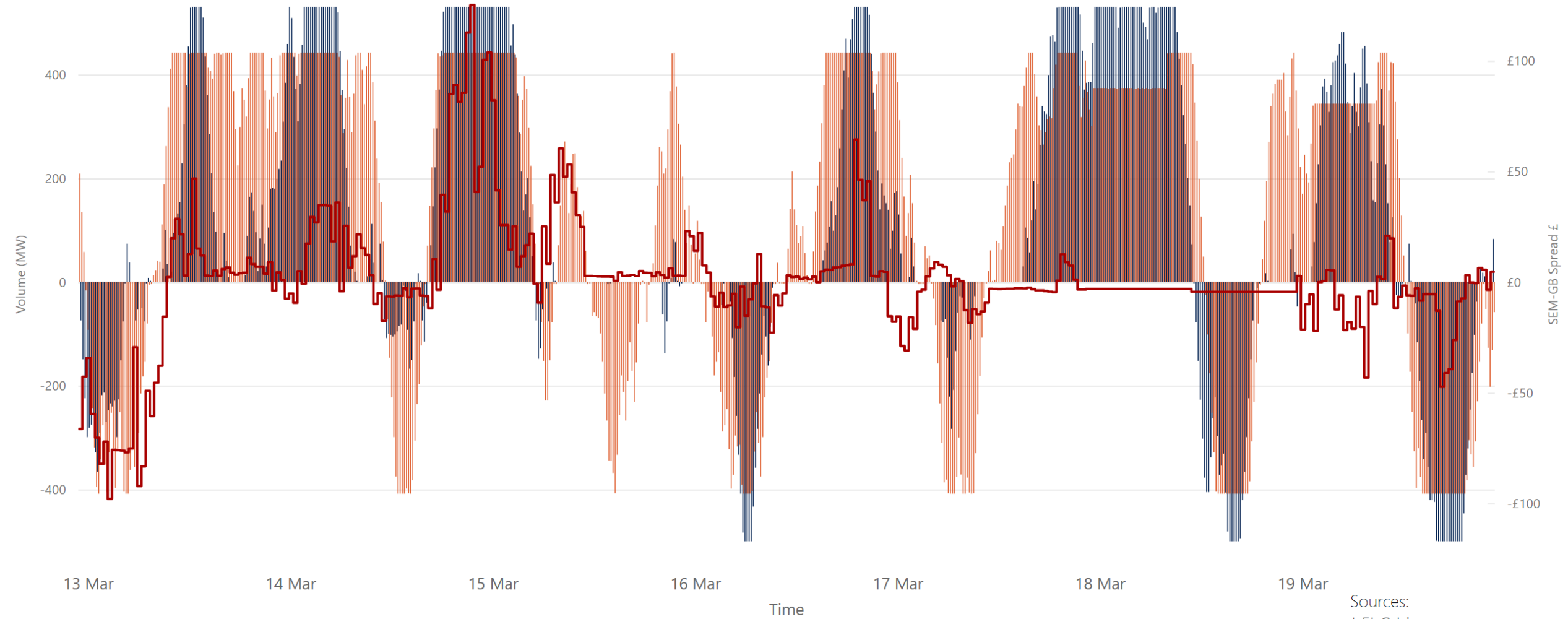


● Net Imbalance Volume\* ● 30 Minute Imbalance Settlement Price\*

Source: \* SEMO

|                            |                            |                            |                           |                           |
|----------------------------|----------------------------|----------------------------|---------------------------|---------------------------|
| <b>£143.31</b>             | <b>£393.53</b>             | <b>-£60.37</b>             | <b>90.66</b>              | <b>-128.04</b>            |
| Ave 30min Imbalance Price* | Max 30min Imbalance Price* | Min 30min Imbalance Price* | Max Net Imbalance Volume* | Min Net Imbalance Volume* |

# Weekly Interconnection Summary - Week Commencing 13 March 2023

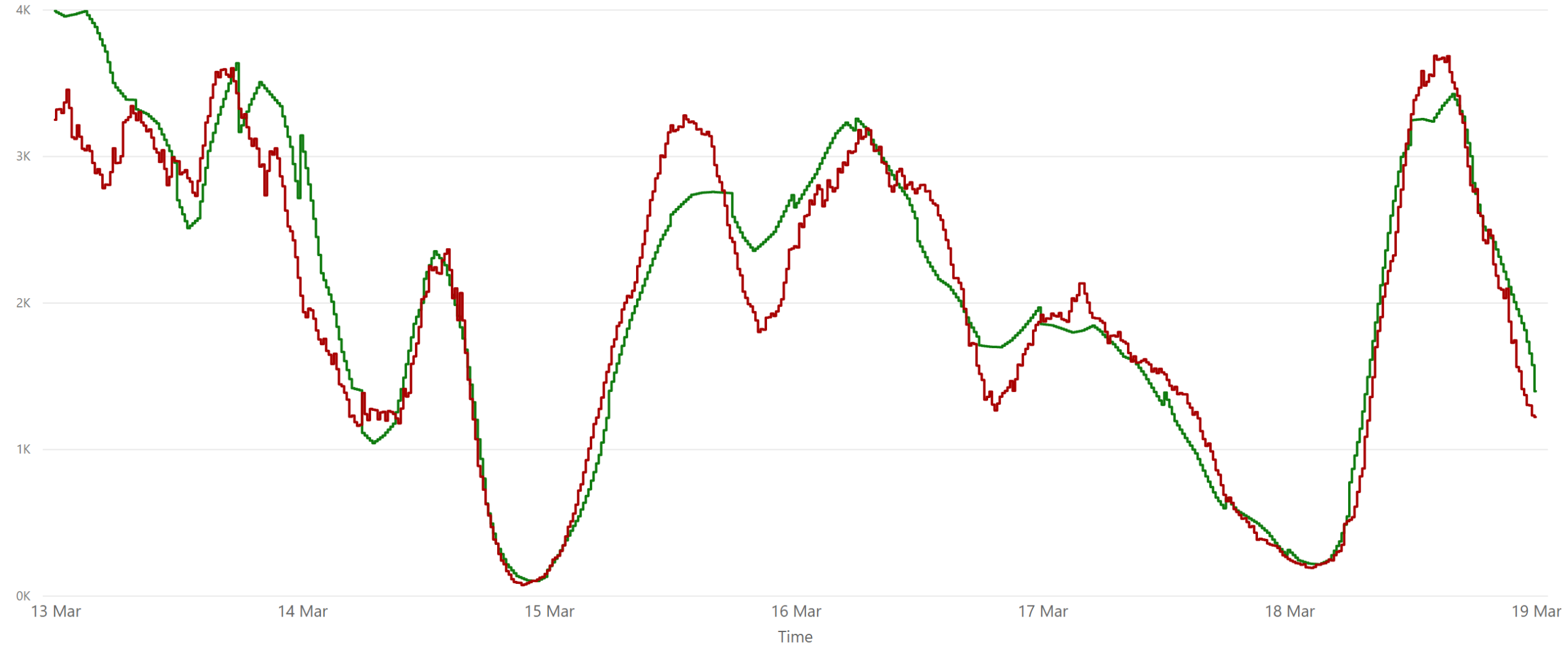


Sources:  
 \* EirGrid  
 \*\* SEMO, EPEX & Nordpool

|                           |                           |                        |                          |                          |                       |
|---------------------------|---------------------------|------------------------|--------------------------|--------------------------|-----------------------|
| <b>437,016.00</b>         | <b>-178,622.00</b>        | <b>258,394.00</b>      | <b>297,014.00</b>        | <b>-116,488.00</b>       | <b>180,526.00</b>     |
| Weekly MOYLE (MW) Impo... | Weekly MOYLE (MW) Export* | Weekly MOYLE (MW) NET* | Weekly EWIC (MW) Import* | Weekly EWIC (MW) Export* | Weekly EWIC (MW) NET* |



# Weekly Wind Capacity Summary - Week Commencing 13 March 2023



● 15 Minute Forecast Wind (MW)\* ● 15 Minute Actual Wind (MW)\*

3684  
Max Actual Wind (MW)\*

71  
Min Actual Wind (MW)\*

3989  
Max Forecast Wind (MW)\*

99  
Min Forecast Wind (MW)\*

Sources:  
\* EirGrid