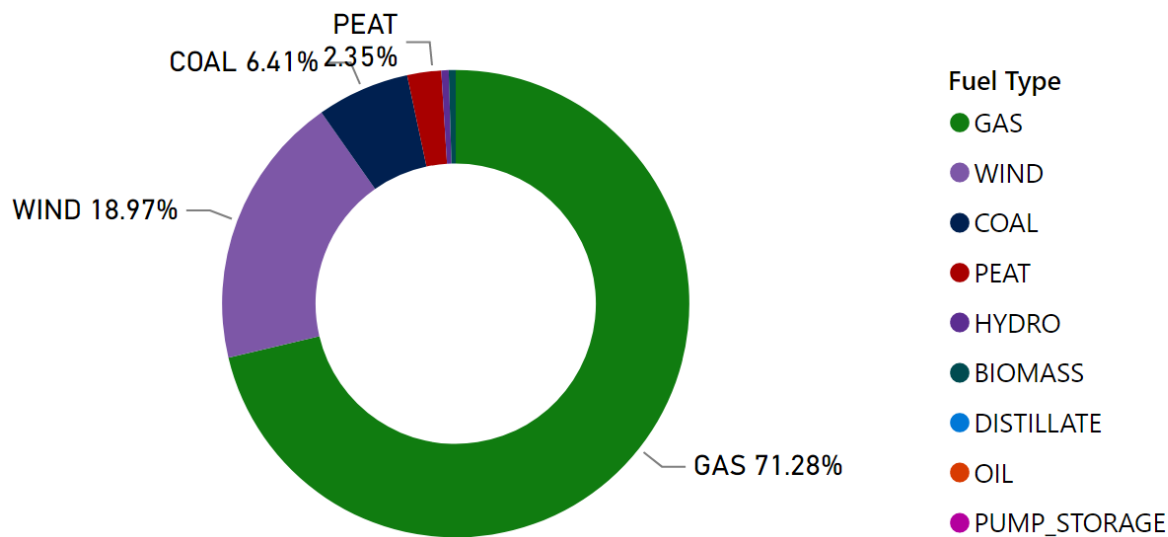


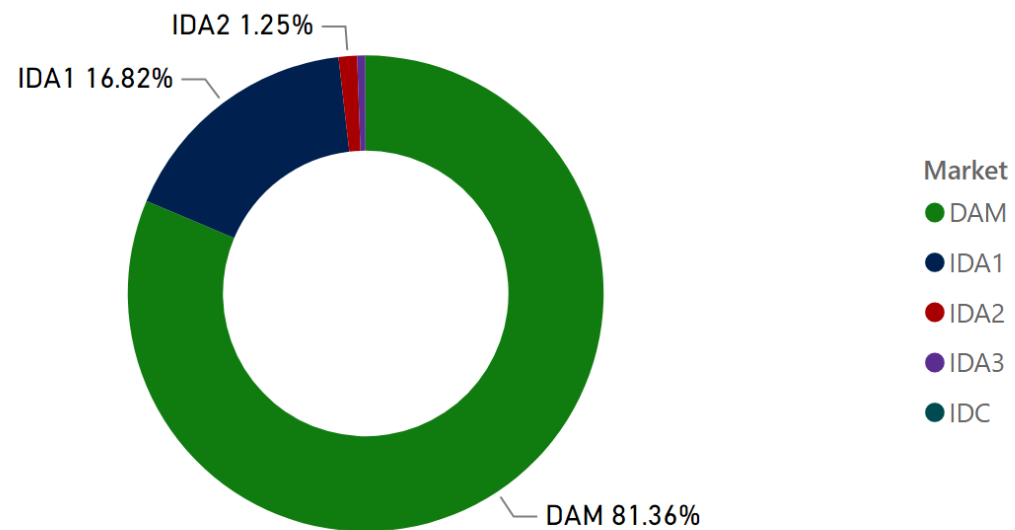
MMU Weekly Market Summary Report - Week Commencing 22 May 2023

Weekly Fuel Mix



Source: SEMO PX

Weekly Volume by Market



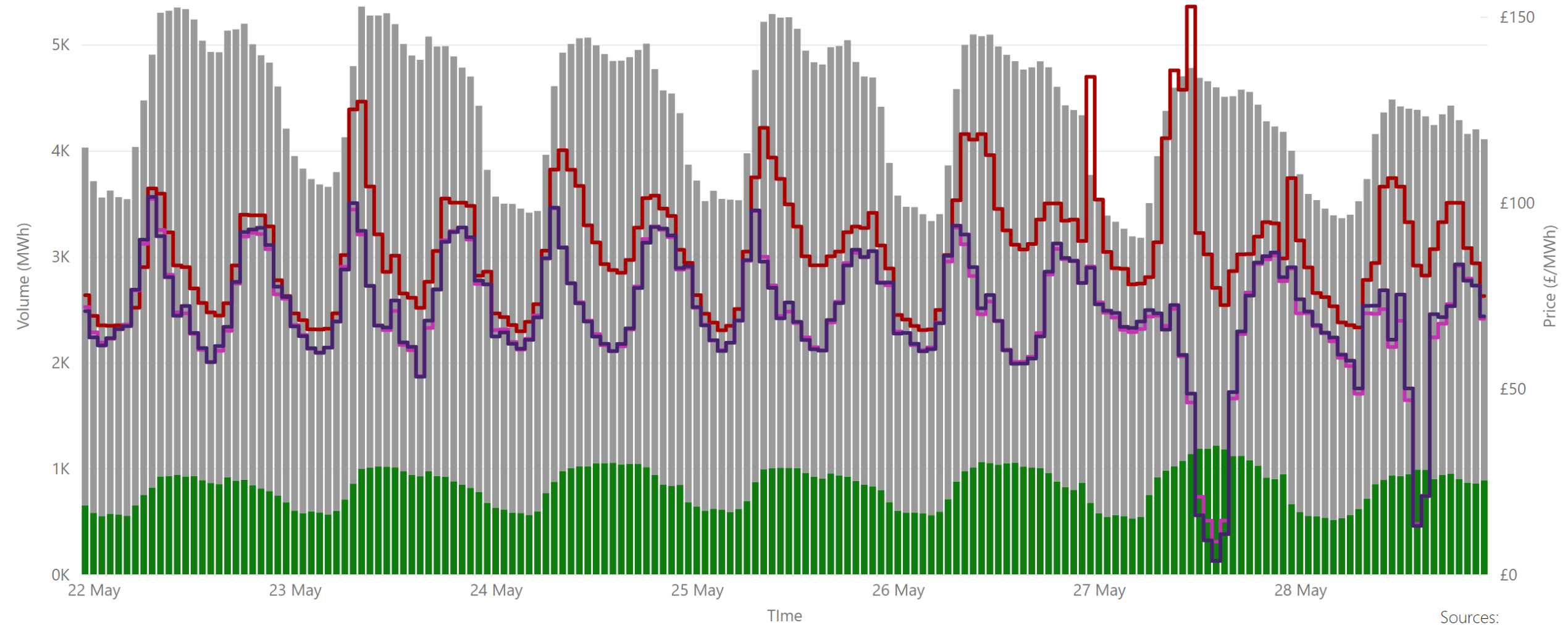
Source: SEMO PX

Summary Table

Date	Daily System Demand (MWh)*	Daily SEM DAM Price (£/MWh)**	Daily Actual Wind (MWh)*	Daily Average Gas Price (p/th)***	Daily Average Coal Price (€/t)***	Daily Average Carbon Price (€/t)***
22 May 2023	102,252.50	81.85	21,625.25	64.55	119.00	85.23
23 May 2023	104,744.25	86.77	16,392.00	67.55	119.00	83.53
24 May 2023	106,092.00	89.48	16,099.00	65.65	118.40	83.03
25 May 2023	105,160.50	89.77	12,181.50	58.05	118.65	80.60
26 May 2023	103,158.25	92.68	9,605.50	58.45	118.10	81.20
27 May 2023	95,686.75	96.55	7,707.00	58.45	118.10	81.20
28 May 2023	91,003.00	87.08	17,870.25	58.45	118.10	81.20

Sources: * EirGrid ** SEMO PX *** Oil Market Journal

Weekly Day Ahead Market Summary - Week Commencing 22 May 2023



Legend ● NI Volume* ● ROI Volume* ● SEM DAM Price* ● GB EPEX DAM Price** ● GB Nordpool DAM Price***

Sources:
 * SEMO PX
 ** EPEX
 *** Nordpool

£87.79
 Weekly Average SEM DAM Price*£

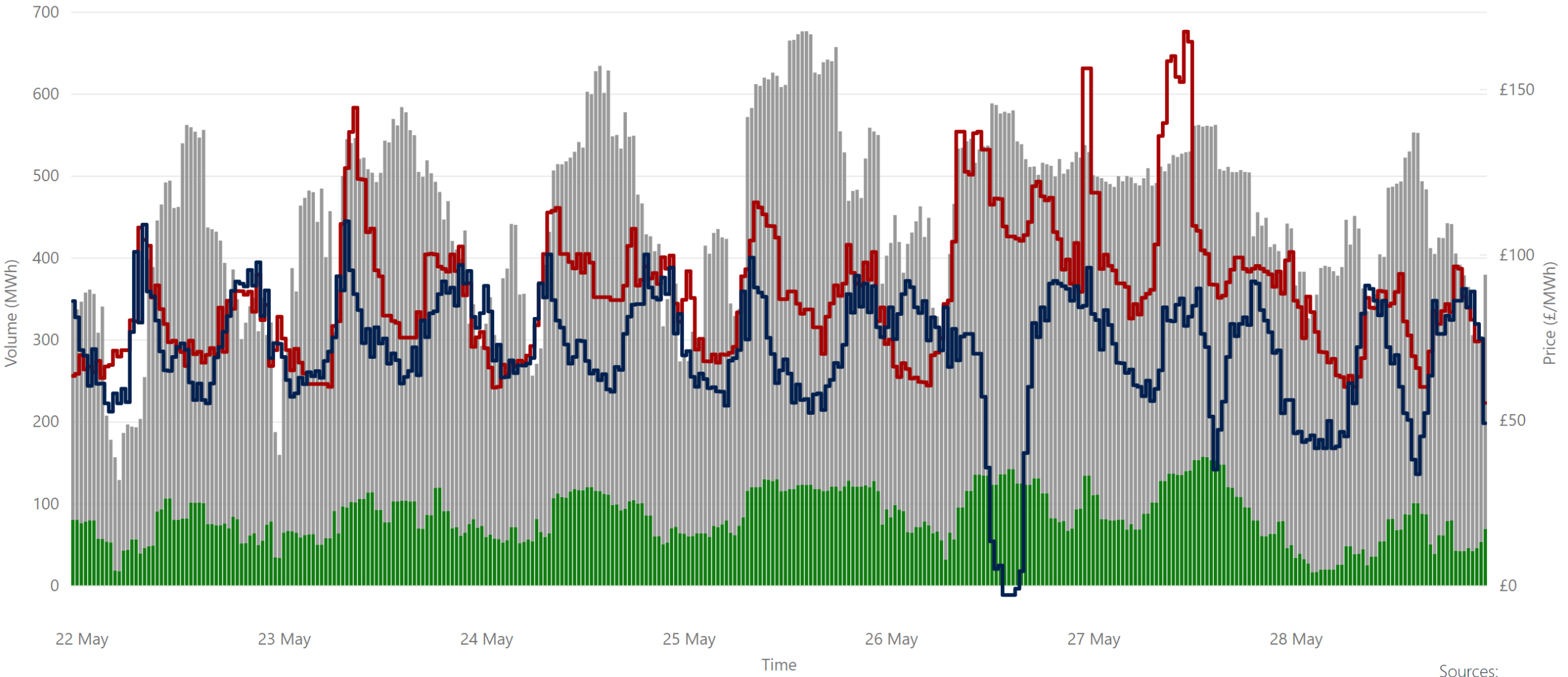
£70.49
 Weekly Average GB EPEX Price**

£70.83
 Weekly Average GB Nordpool Price***

£65,579,451.78
 Weekly SEM DAM Market Value*

736,440.90
 Weekly SEM DAM Volume MWh*

Weekly Intraday Auction 1 Summary - Week Commencing 22 May 2023



Legend ● NI Volume* ● ROI Volume* ● SEM IDA1 Price* ● GB IDA1 Price**

Sources:
* SEMO PX
** EPEX

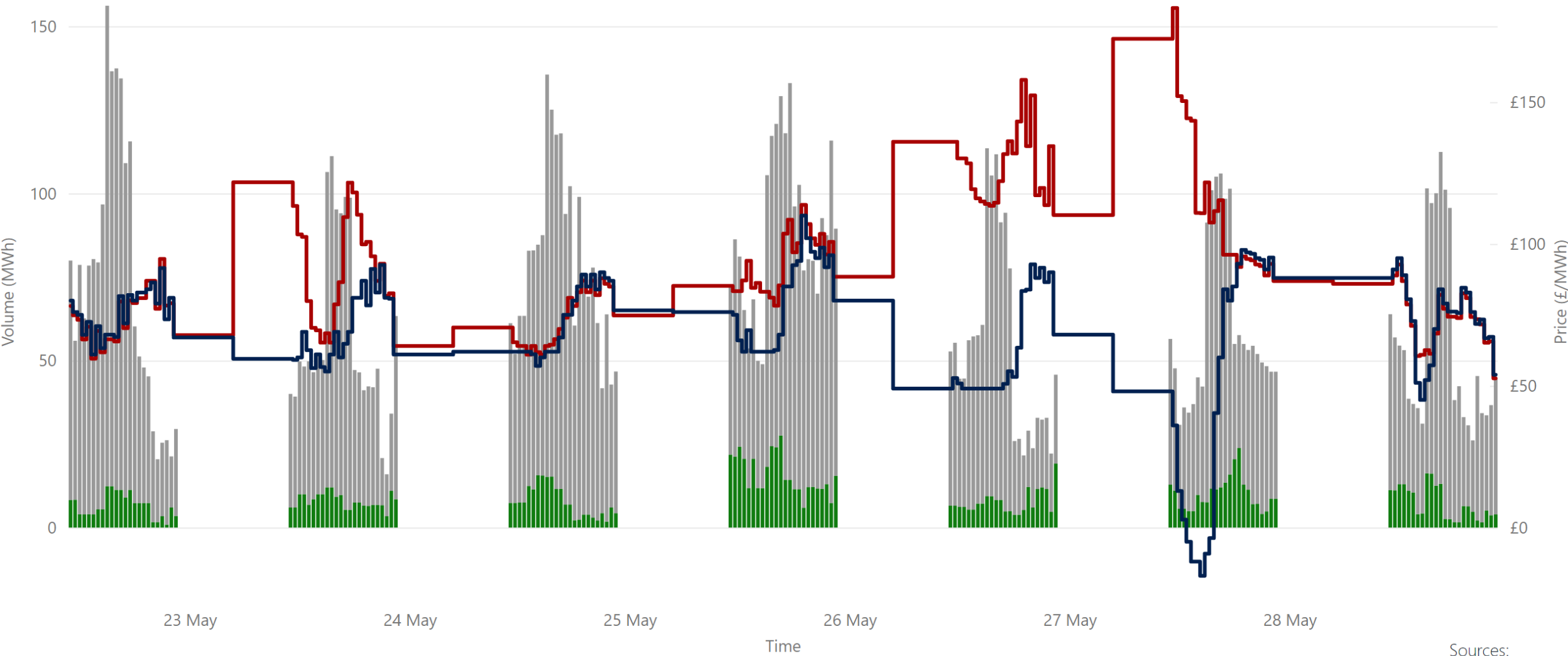
£88.83
Weekly Average SEM IDA1 Price*

£71.03
Weekly Average GB IDA1 Price**

£13,815,189.50
Weekly SEM IDA1 Market Value*

152,216.90
Weekly SEM DAM Volume MWh*

Weekly Intraday Auction 2 Summary - Week Commencing 22 May 2023



Sources:
 * SEMO PX
 ** EPEX

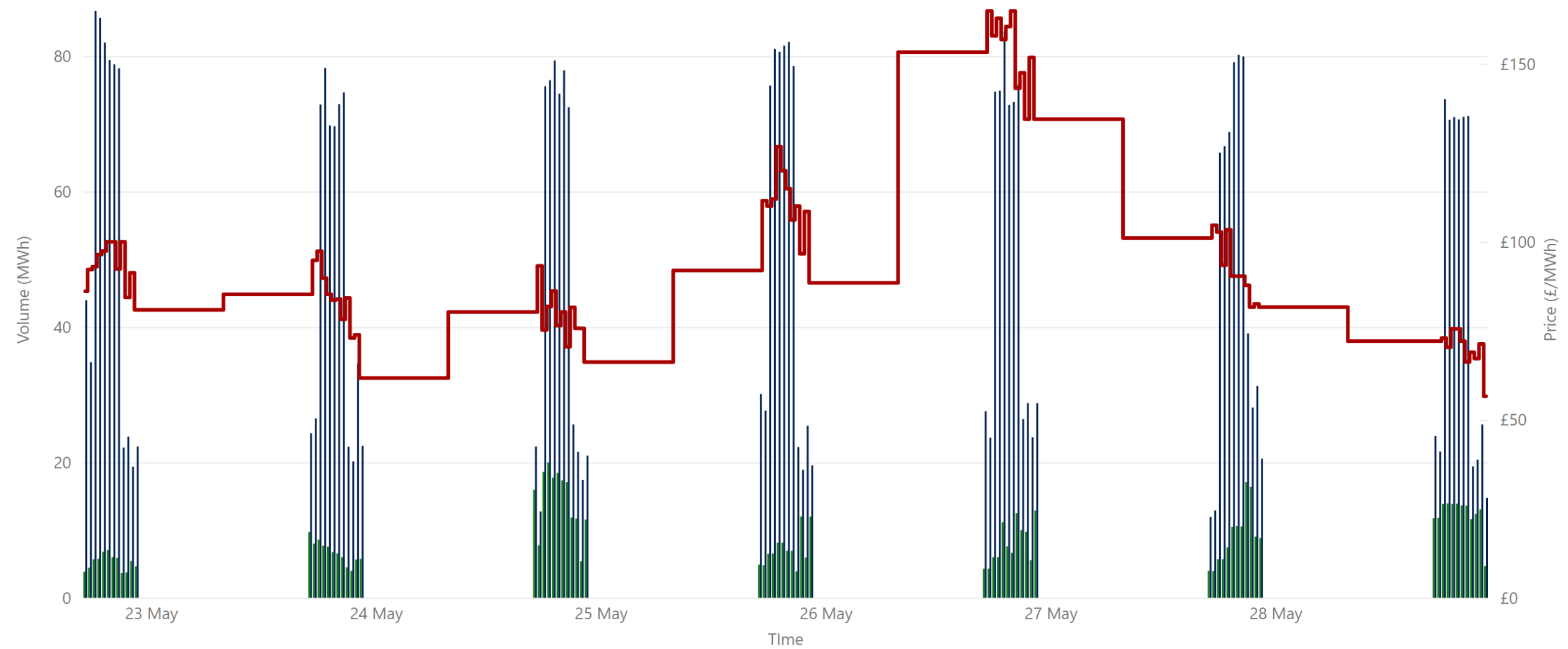
£92.56
 Weekly Average SEM IDA2 Price*

£69.35
 Weekly Average GB IDA2 Price**

£1,013,120.19
 Weekly SEM IDA2 Market Value*

11,293.95
 Weekly SEM IDA2 Volume MWh*

Weekly Intraday Auction 3 Summary - Week Commencing 22 May 2023



Jurisdiction ● NI Volume* ● ROI Volume* ● SEM IDA 3 Price*

Source: * SEMO PX

£96.79
Weekly Average SEM IDA3 Price*

£486,330.22
Weekly SEM IDA3 Market Value*

4,956.40
Weekly SEM IDA3 Volume MWh*

Weekly Intraday Continuous Summary - Week Commencing 24 May 2023



● IDC Volume NI & ROI* ● WEIGHTED_AVERAGE_PRICE

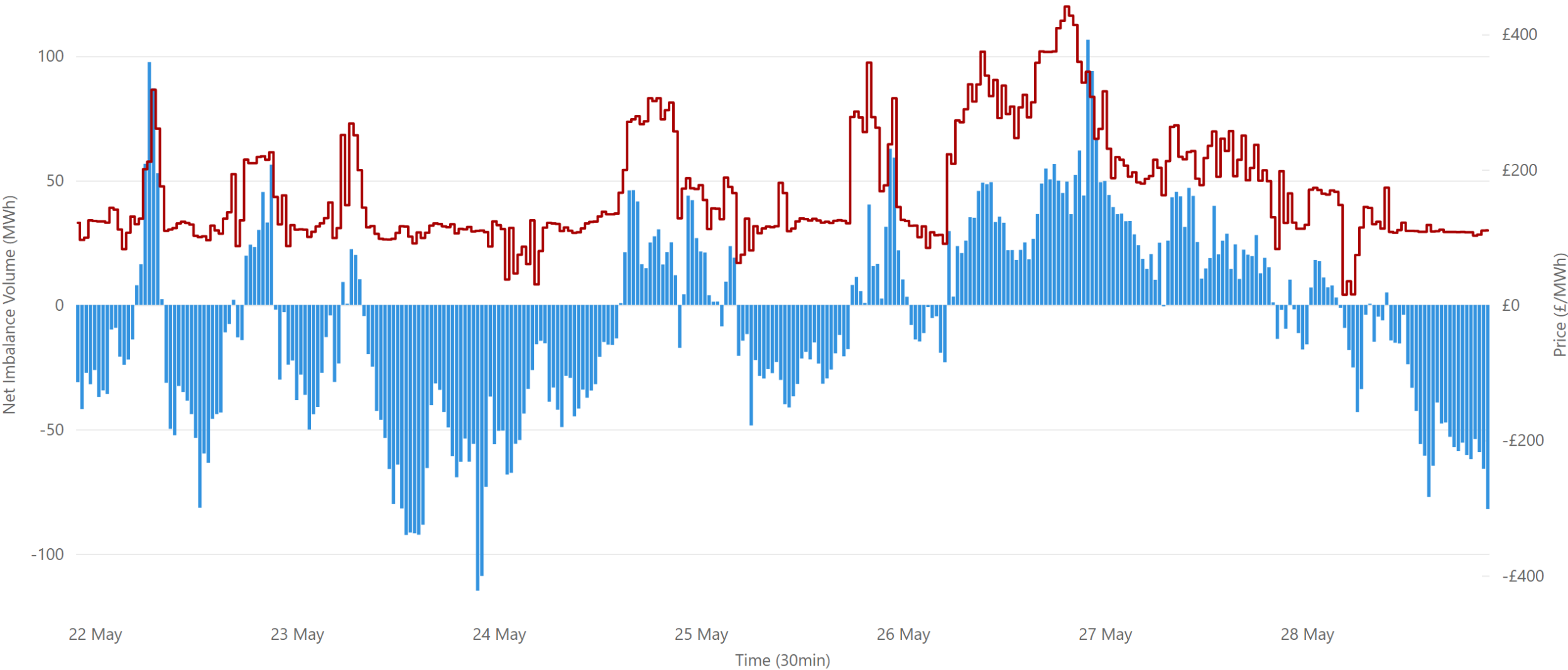
Source: * SEMO PX

£108.45
Weekly SEM IDC Average Price*

£5.42
Weekly SEM IDC Market Value

0.10
Weekly SEM IDC Volume MWh*

Weekly Balancing Market 30 Minute Summary - Week Commencing 22 May 2023

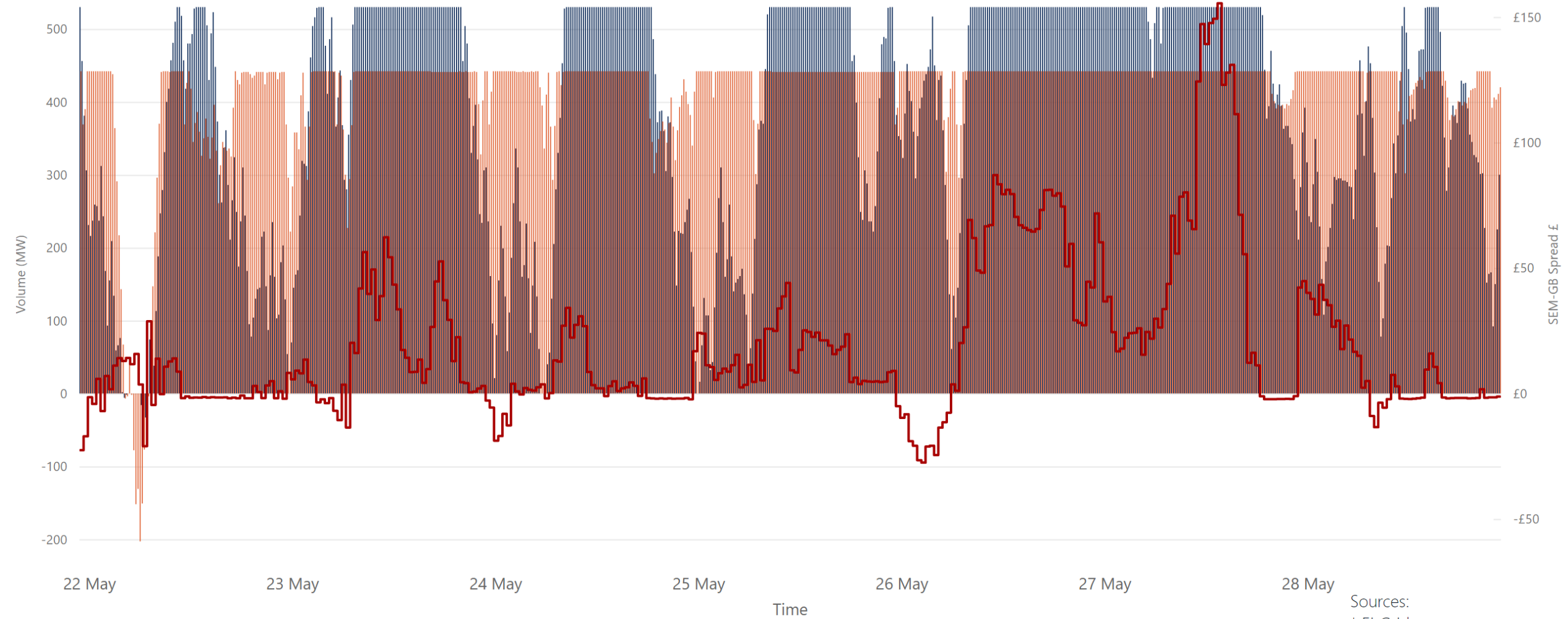


● Net Imbalance Volume* ● 30 Minute Imbalance Settlement Price*

Source: * SEMO

£84.07	£220.50	£7.59	53.27	-57.40
Ave 30min Imbalance Price*	Max 30min Imbalance Price*	Min 30min Imbalance Price*	Max Net Imbalance Volume*	Min Net Imbalance Volume*

Weekly Interconnection Summary - Week Commencing 22 May 2023



Sources:
 * EirGrid
 ** SEMO, EPEX & Nordpool

845,996.00	-1,626.00	844,370.00	818,076.00	-160.00	817,916.00
Weekly MOYLE (MW) Impo...	Weekly MOYLE (MW) Export*	Weekly MOYLE (MW) NET*	Weekly EWIC (MW) Import*	Weekly EWIC (MW) Export*	Weekly EWIC (MW) NET*

Weekly Wind Capacity Summary - Week Commencing 22 May 2023



● 15 Minute Forecast Wind (MW)* ● 15 Minute Actual Wind (MW)*

Sources:
* EirGrid

1386
Max Actual Wind (MW)*

42
Min Actual Wind (MW)*

1236
Max Forecast Wind (MW)*

60
Min Forecast Wind (MW)*