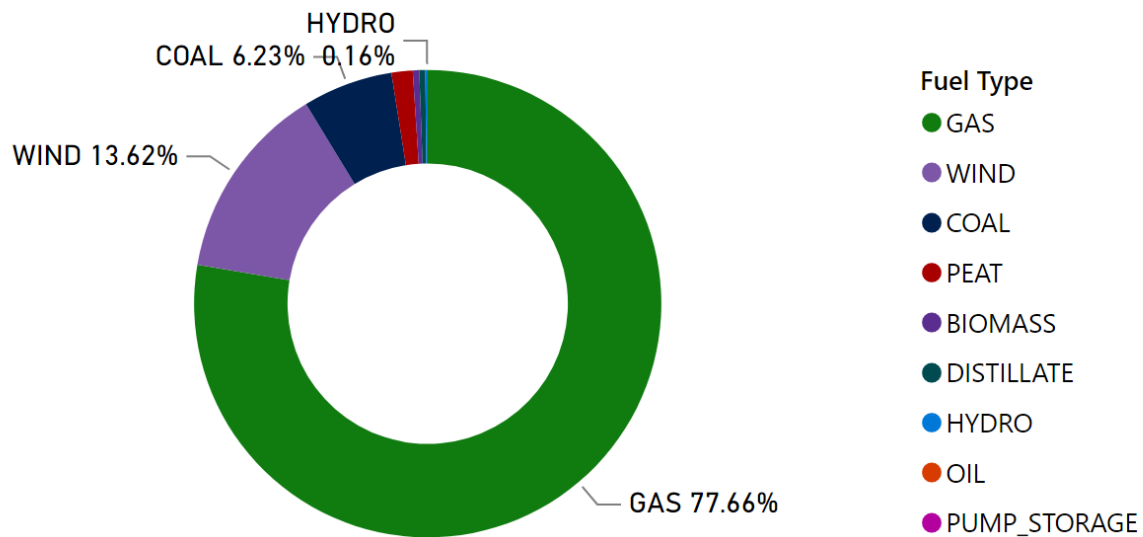


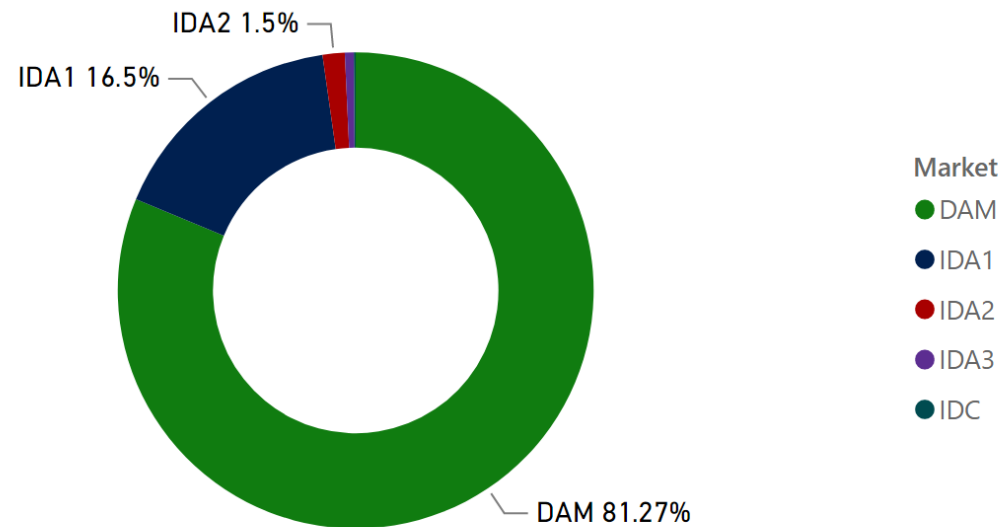
MMU Weekly Market Summary Report - Week Commencing 12 June 2023

Weekly Fuel Mix



Source: SEMO PX

Weekly Volume by Market



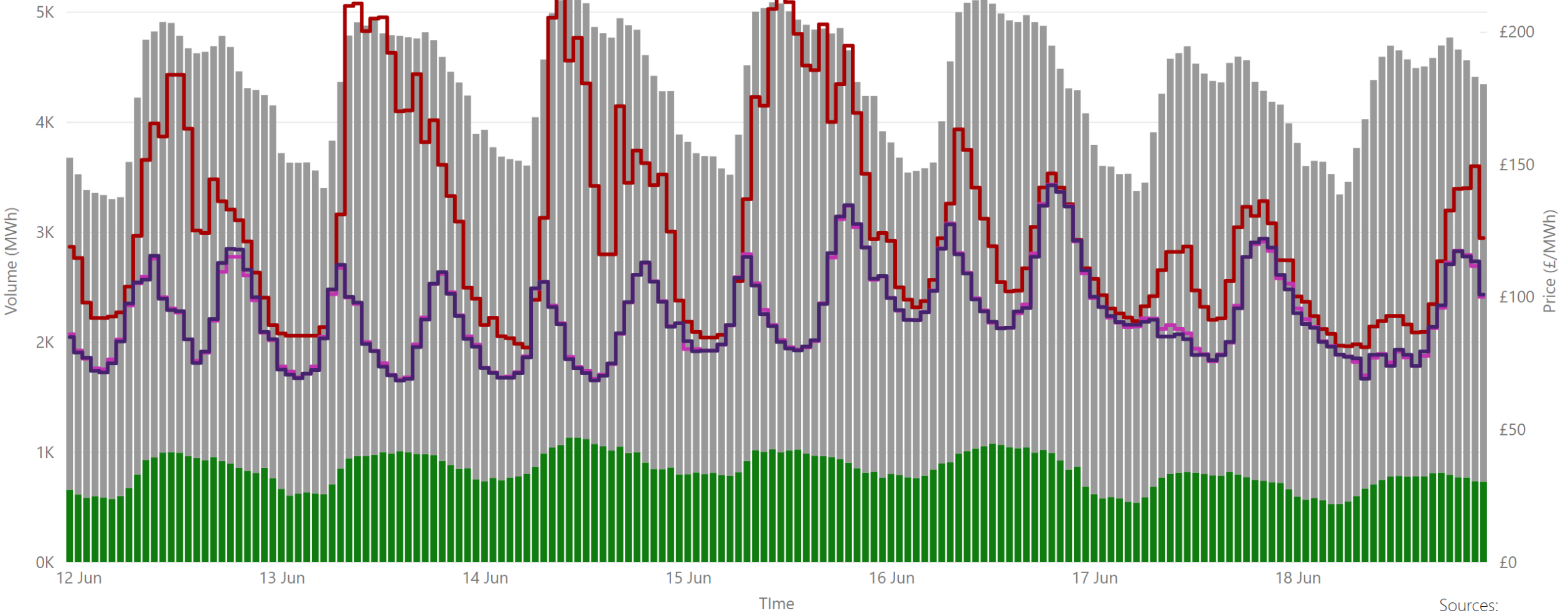
Source: SEMO PX

Summary Table

Date	Daily System Demand (MWh)*	Daily SEM DAM Price (£/MWh)**	Daily Actual Wind (MWh)*	Daily Average Gas Price (p/th)***	Daily Average Coal Price (€/t)***	Daily Average Carbon Price (€/t)***
12 June 2023	105,556.25	130.70	3,118.25	76.05	114.65	86.38
13 June 2023	106,950.25	148.08	5,236.50	72.50	117.50	88.77
14 June 2023	103,847.75	139.40	13,543.00	96.05	116.40	91.91
15 June 2023	105,110.00	155.59	6,364.00	103.63	116.45	91.28
16 June 2023	104,182.50	124.03	22,891.75	82.00	115.05	90.05
17 June 2023	95,617.50	109.42	13,404.25	82.00	115.05	90.05
18 June 2023	92,181.00	102.28	16,102.25	82.00	115.05	90.05

Sources: * EirGrid ** SEMO PX *** Oil Market Journal

Weekly Day Ahead Market Summary - Week Commencing 12 June 2023



Legend ● NI Volume* ● ROI Volume* ● SEM DAM Price* ● GB EPEX DAM Price** ● GB Nordpool DAM Price***

Sources:
 * SEMO PX
 ** EPEX
 *** Nordpool

£126.84
 Weekly Average SEM DAM Price*£

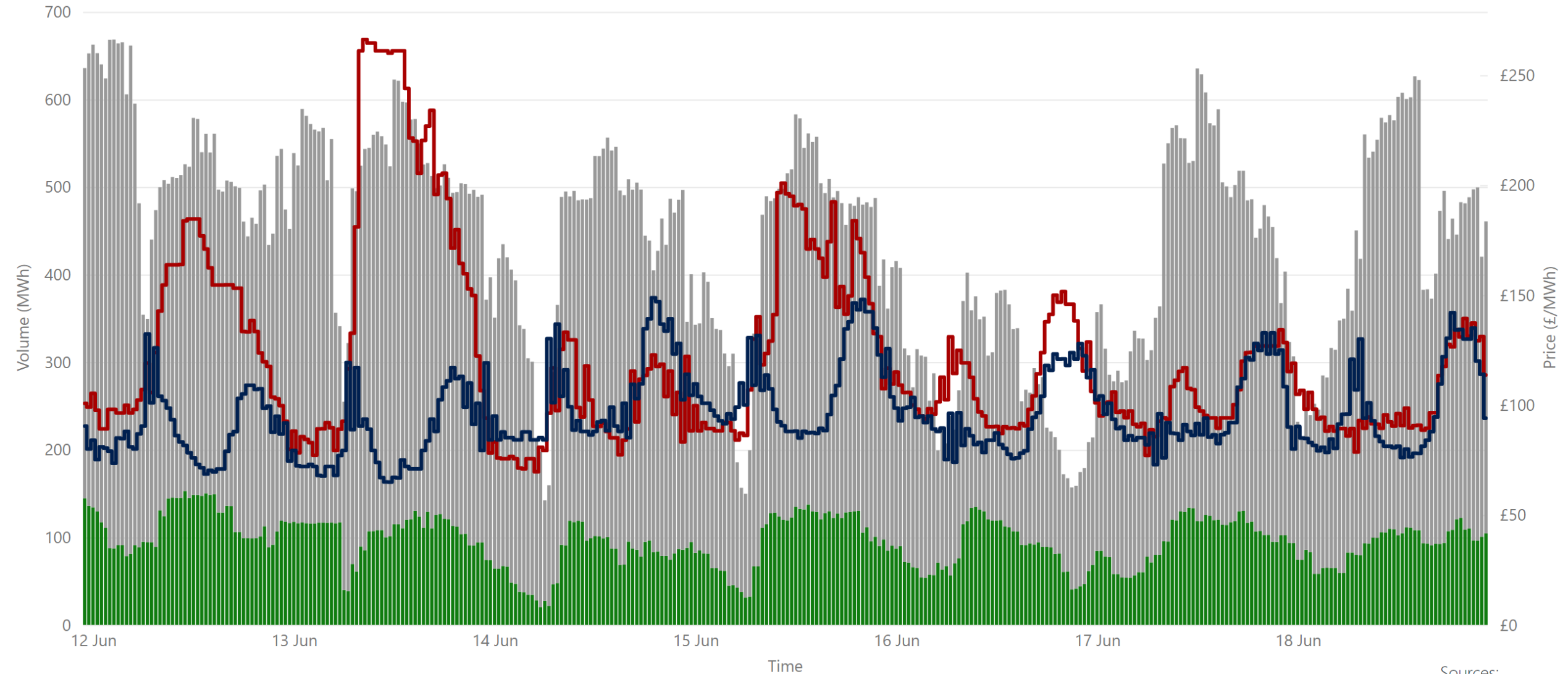
£93.13
 Weekly Average GB EPEX Price**

£93.02
 Weekly Average GB Nordpool Price***

£94,548,399.76
 Weekly SEM DAM Market Value*

725,702.00
 Weekly SEM DAM Volume MWh*

Weekly Intraday Auction 1 Summary - Week Commencing 12 June 2023



Legend ● NI Volume* ● ROI Volume* ● SEM IDA1 Price* ● GB IDA1 Price**

Sources:
* SEMO PX
** EPEX

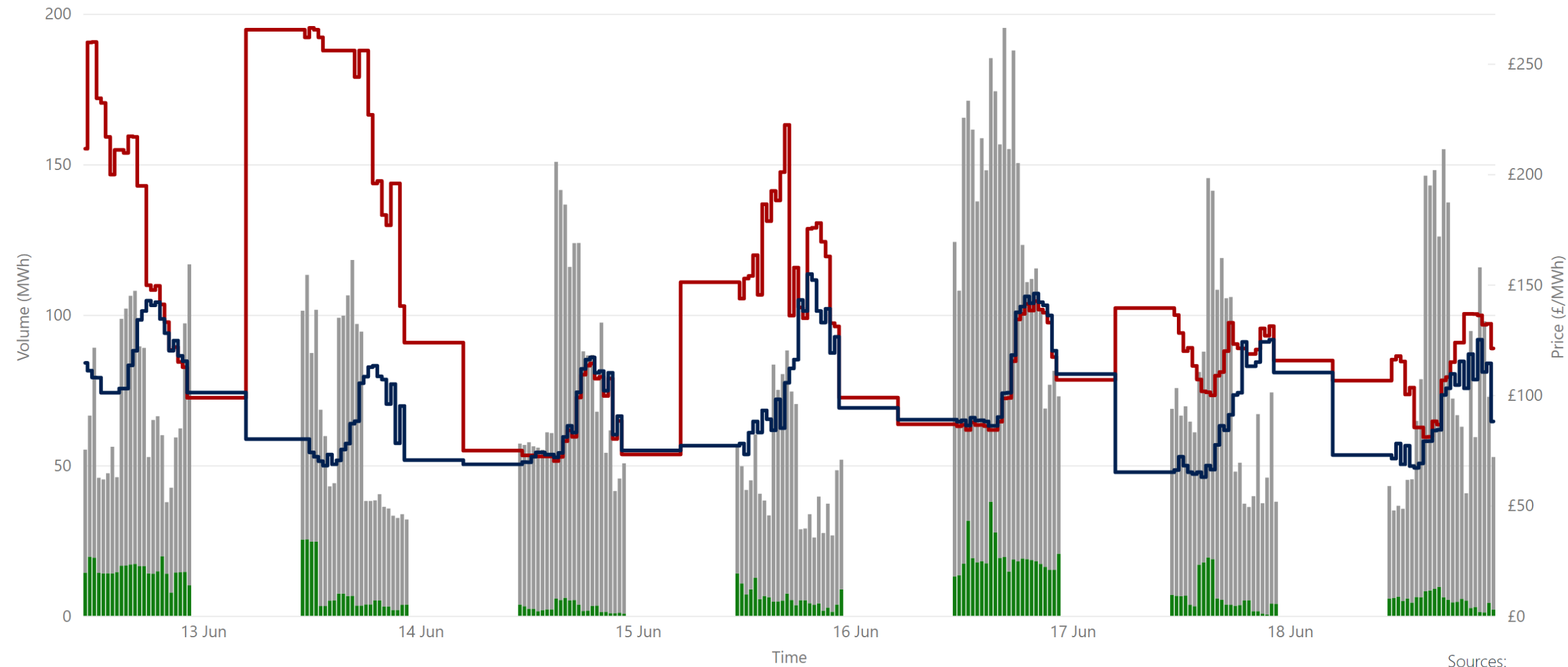
£121.98
Weekly Average SEM IDA1 Price*

£96.29
Weekly Average GB IDA1 Price**

£18,513,990.88
Weekly SEM IDA1 Market Value*

147,362.55
Weekly SEM DAM Volume MWh*

Weekly Intraday Auction 2 Summary - Week Commencing 12 June 2023



Sources:
* SEMO PX
** EPEX

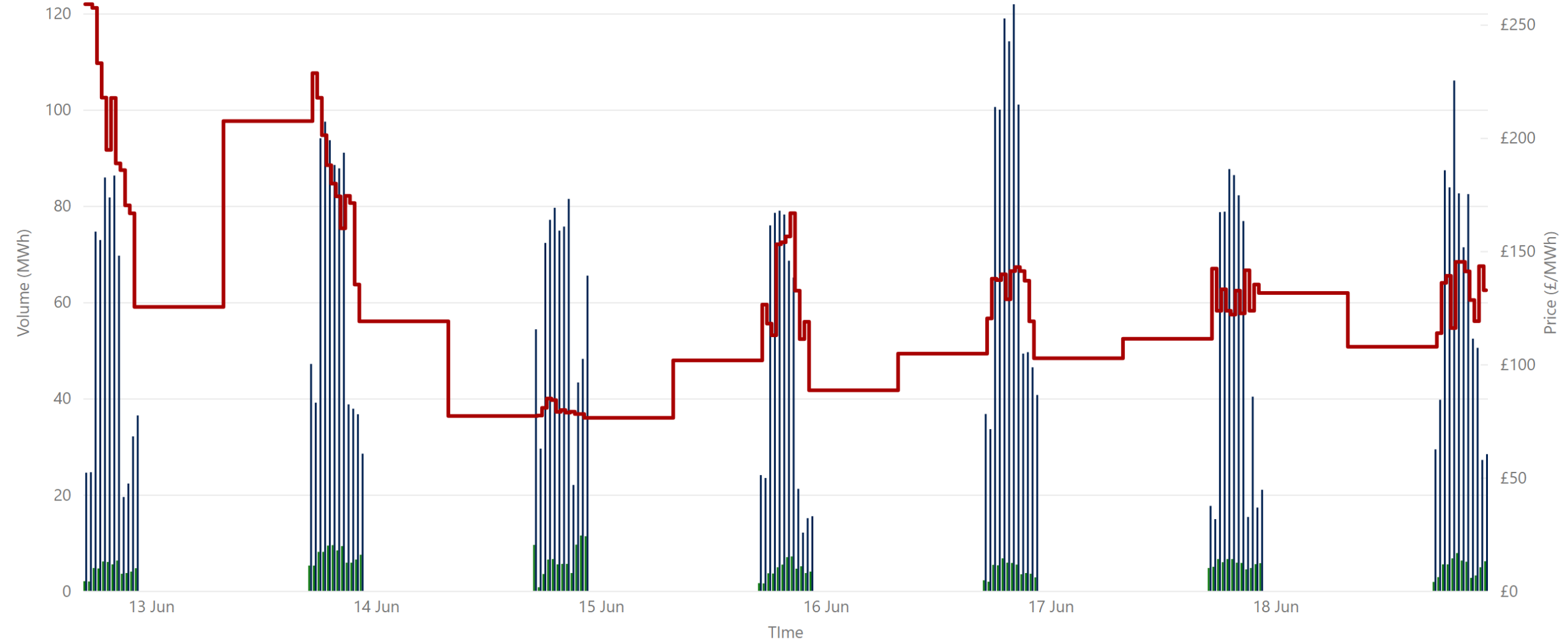
£142.37
Weekly Average SEM IDA2 Price*

£98.78
Weekly Average GB IDA2 Price**

£1,818,495.27
Weekly SEM IDA2 Market Value*

13,406.65
Weekly SEM IDA2 Volume MWh*

Weekly Intraday Auction 3 Summary - Week Commencing 12 June 2023



Source: * SEMO PX

£140.32
Weekly Average SEM IDA3 Price*

£772,285.04
Weekly SEM IDA3 Market Value*

5,417.20
Weekly SEM IDA3 Volume MWh*

Weekly Intraday Continuous Summary - Week Commencing 12 June 2023



● IDC Volume NI & ROI* ● WEIGHTED_AVERAGE_PRICE

Source: * SEMO PX

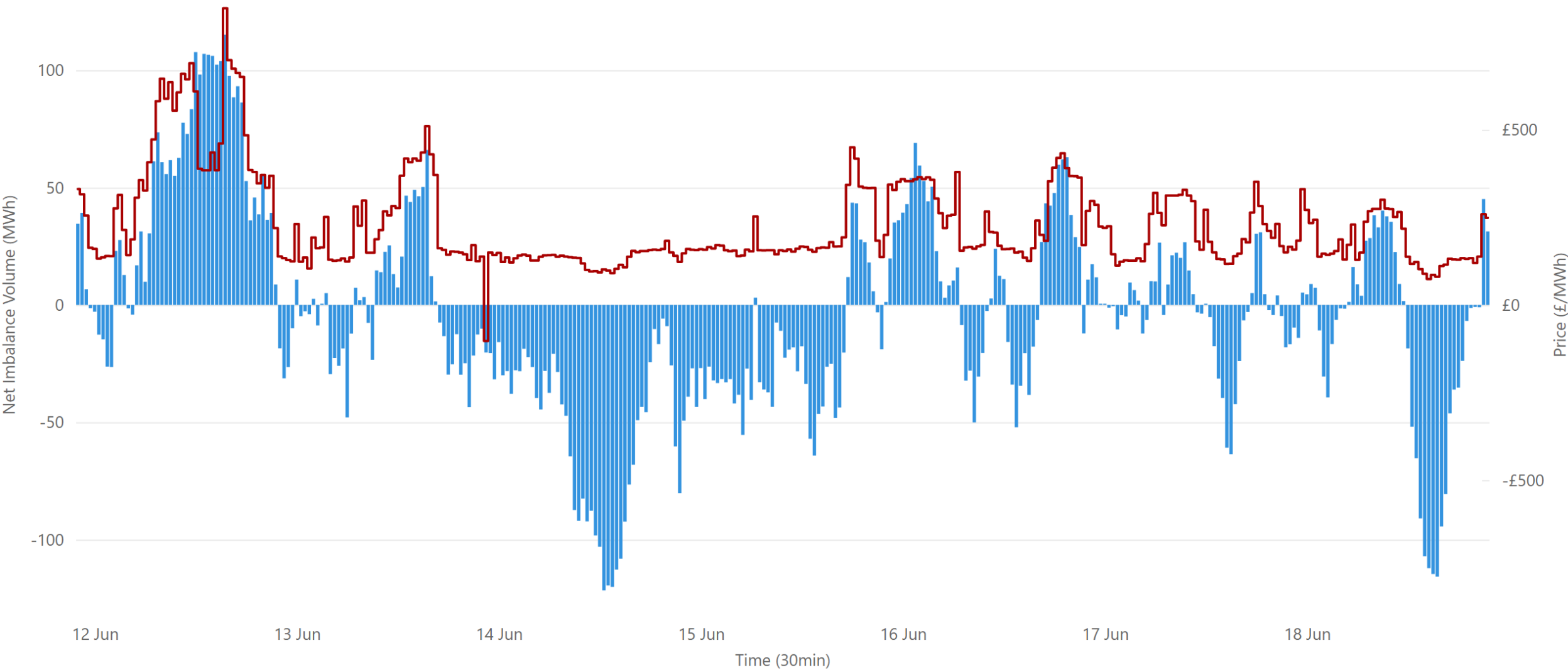
£247.84
Weekly SEM IDC Average Price*

£2,912.14
Weekly SEM IDC Market Value

23.50
Weekly SEM IDC Volume MWh*



Weekly Balancing Market 30 Minute Summary - Week Commencing 12 June 2023

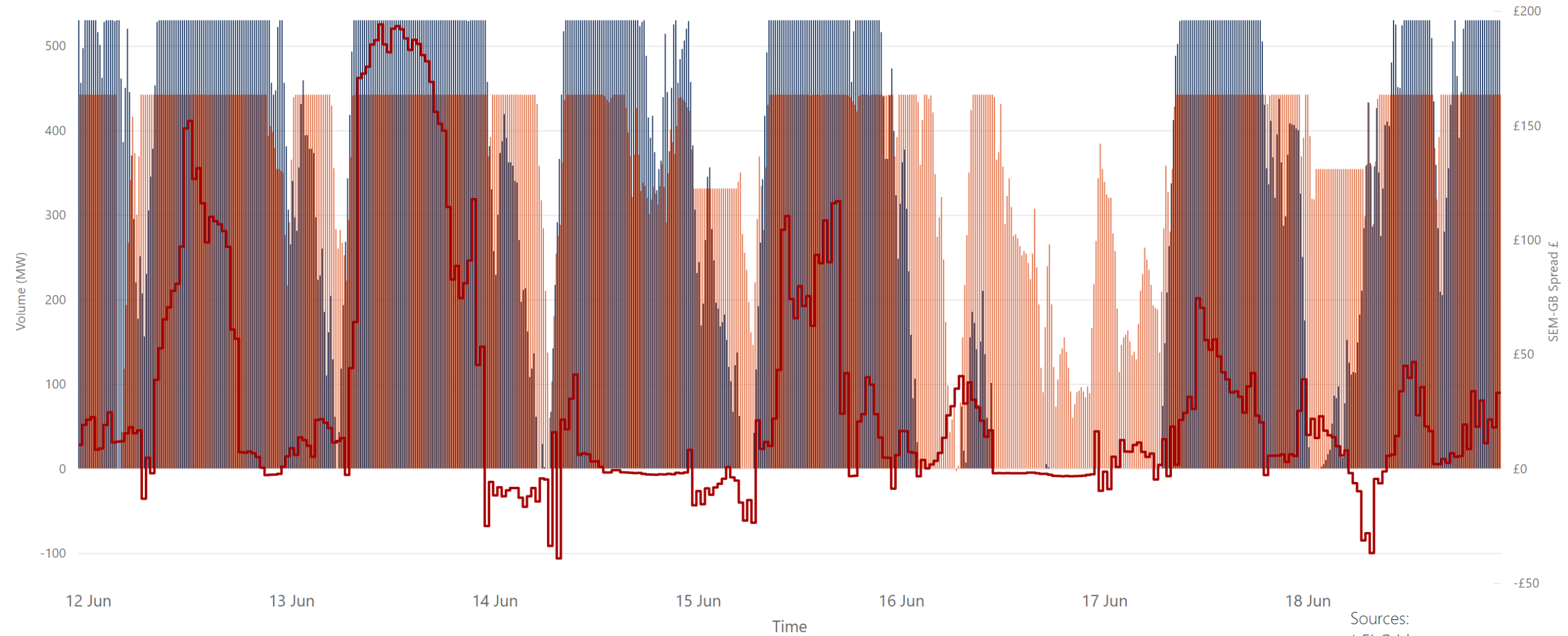


● Net Imbalance Volume* ● 30 Minute Imbalance Settlement Price*

Source: * SEMO

£114.65	£423.47	-£51.45	57.56	-60.82
Ave 30min Imbalance Price*	Max 30min Imbalance Price*	Min 30min Imbalance Price*	Max Net Imbalance Volume*	Min Net Imbalance Volume*

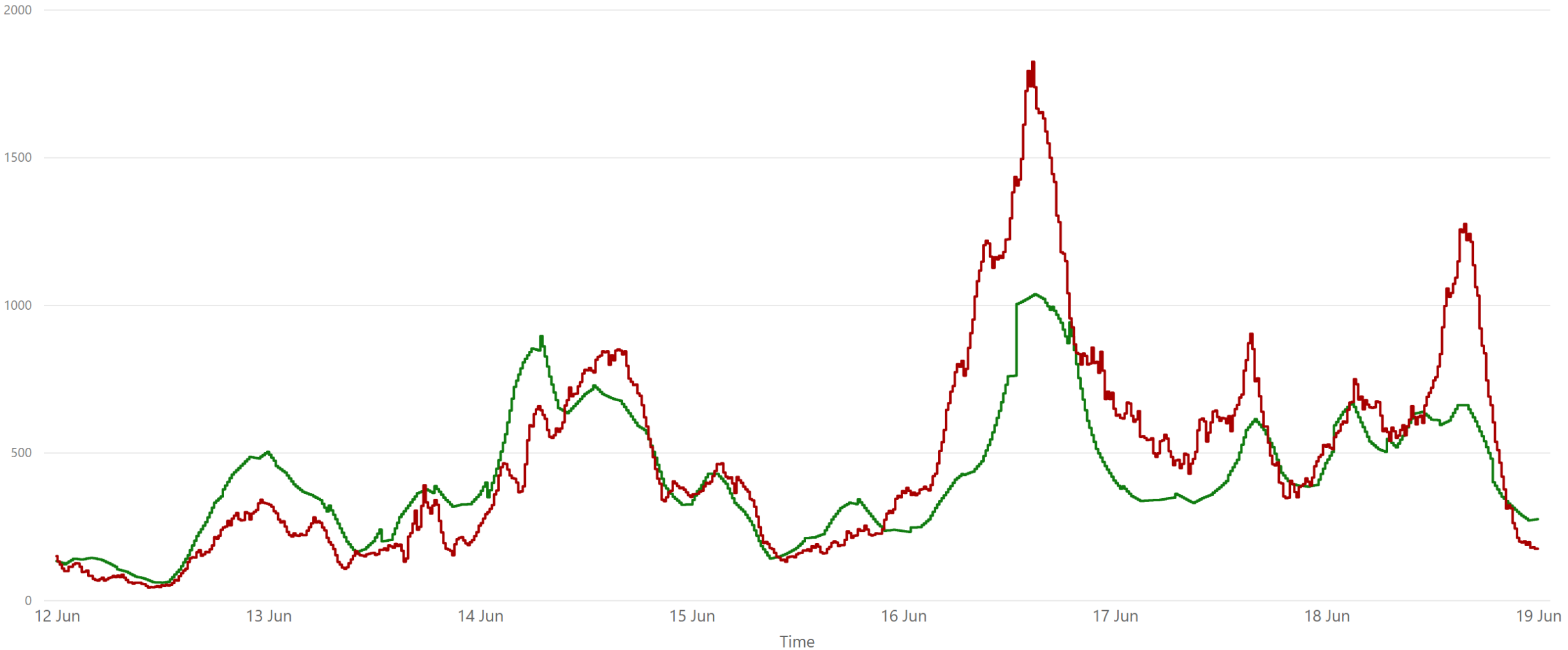
Weekly Interconnection Summary - Week Commencing 12 June 2023



Sources:
 * EirGrid
 ** SEMO, EPEX & Nordpool

778,646.00	-6.00	778,640.00	756,588.00	0.00	756,588.00
Weekly MOYLE (MW) Impo...	Weekly MOYLE (MW) Export*	Weekly MOYLE (MW) NET*	Weekly EWIC (MW) Import*	Weekly EWIC (MW) Export*	Weekly EWIC (MW) NET*

Weekly Wind Capacity Summary - Week Commencing 12 June 2023



● 15 Minute Forecast Wind (MW)* ● 15 Minute Actual Wind (MW)*

Sources:
* EirGrid

1823
Max Actual Wind (MW)*

42
Min Actual Wind (MW)*

1036
Max Forecast Wind (MW)*

59
Min Forecast Wind (MW)*