

MMU Weekly Report - Sterling Updated

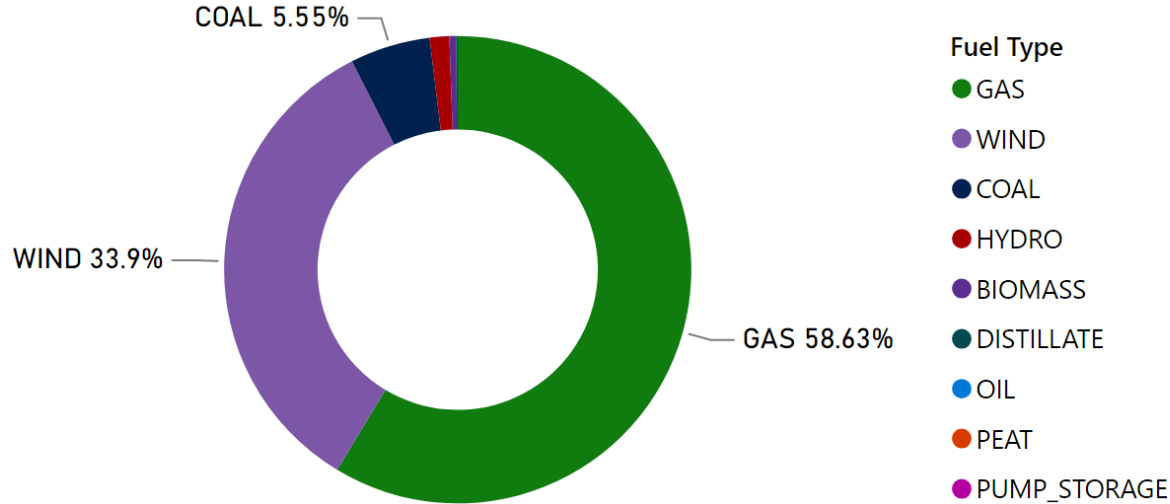
[View in Power BI](#) ↗

Last data refresh:
26/07/2023 11:21:20 UTC

Downloaded at:
26/07/2023 11:23:27 UTC

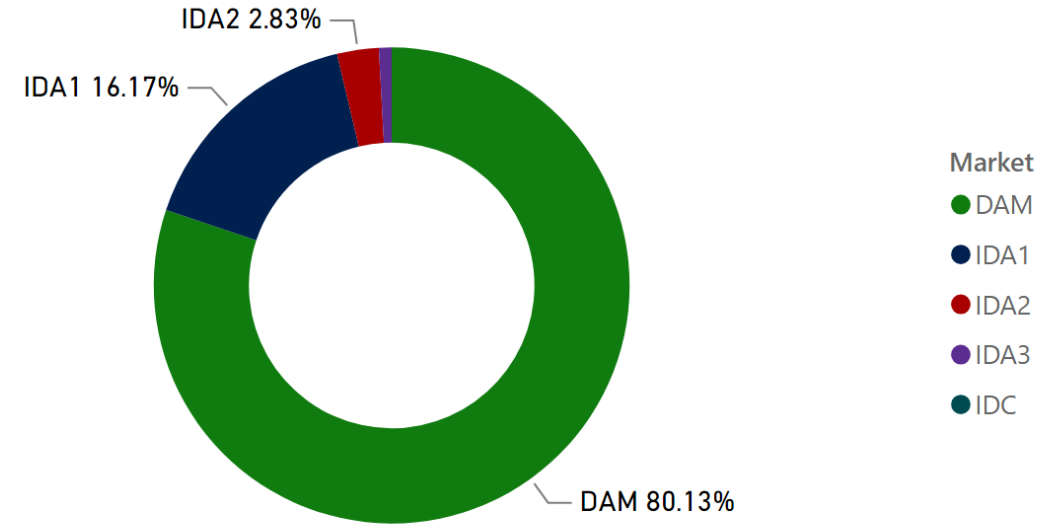
MMU Weekly Market Summary Report - Week Commencing 17 July 2023

Weekly Fuel Mix



Source: SEMO PX

Weekly Volume by Market



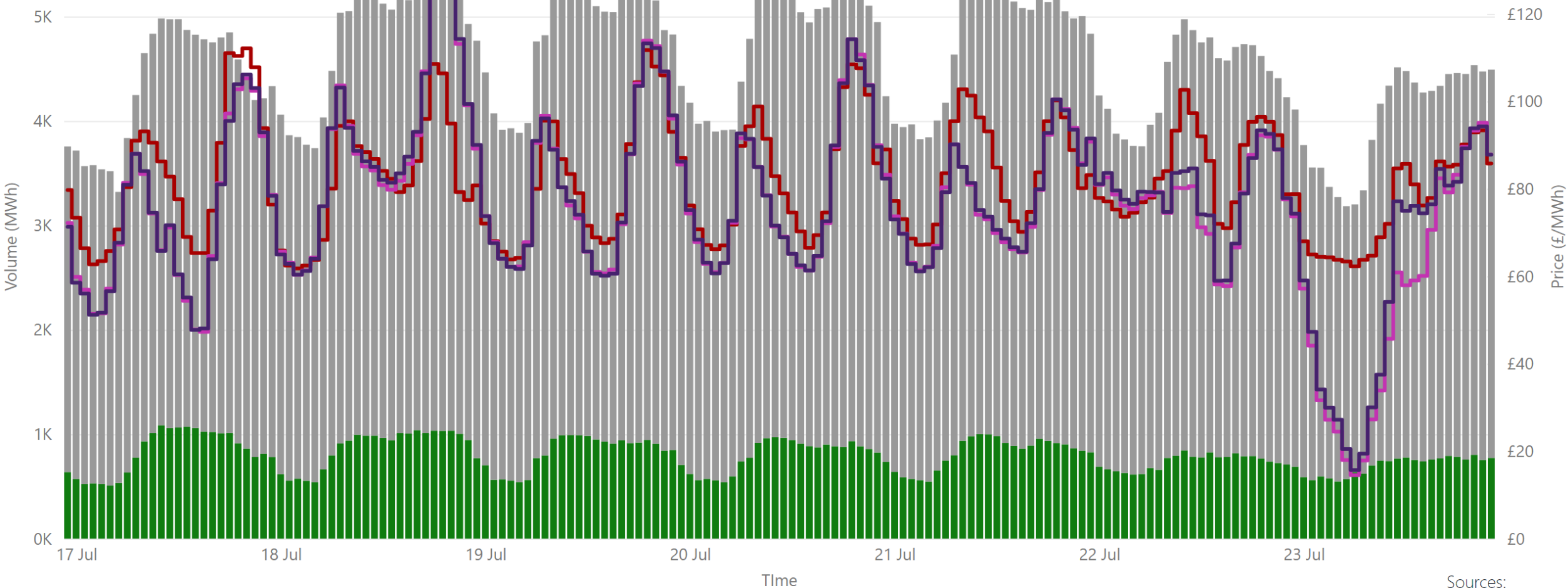
Source: SEMO PX

Summary Table

Date	Daily System Demand (MWh)*	Daily SEM DAM Price (£/MWh)**	Daily Actual Wind (MWh)*	Daily Average Gas Price (p/th)***	Daily Average Coal Price (€/t)***	Daily Average Carbon Price (€/t)***
17 July 2023	100,941.00	83.43	14,347.25	60.90	104.00	85.11
18 July 2023	105,211.50	83.57	13,148.00	65.55	108.95	86.52
19 July 2023	104,161.25	82.79	12,000.25	64.50	108.00	87.27
20 July 2023	103,711.75	83.90	11,106.50	69.50	109.75	89.20
21 July 2023	102,949.50	84.62	24,036.00	67.05	110.50	90.20
22 July 2023	97,099.50	84.78	22,114.25	67.05	110.50	90.20
23 July 2023	92,525.25	77.11	31,397.75	67.05	110.50	90.20

Sources: * EirGrid ** SEMO PX *** Oil Market Journal

Weekly Day Ahead Market Summary - Week Commencing 17 July 2023



Legend ● NI Volume* ● ROI Volume* ● SEM DAM Price* ● GB EPEX DAM Price** ● GB Nordpool DAM Price***

Sources:
* SEMO PX
** EPEX
*** Nordpool

£81.97
Weekly Average SEM DAM Price*£

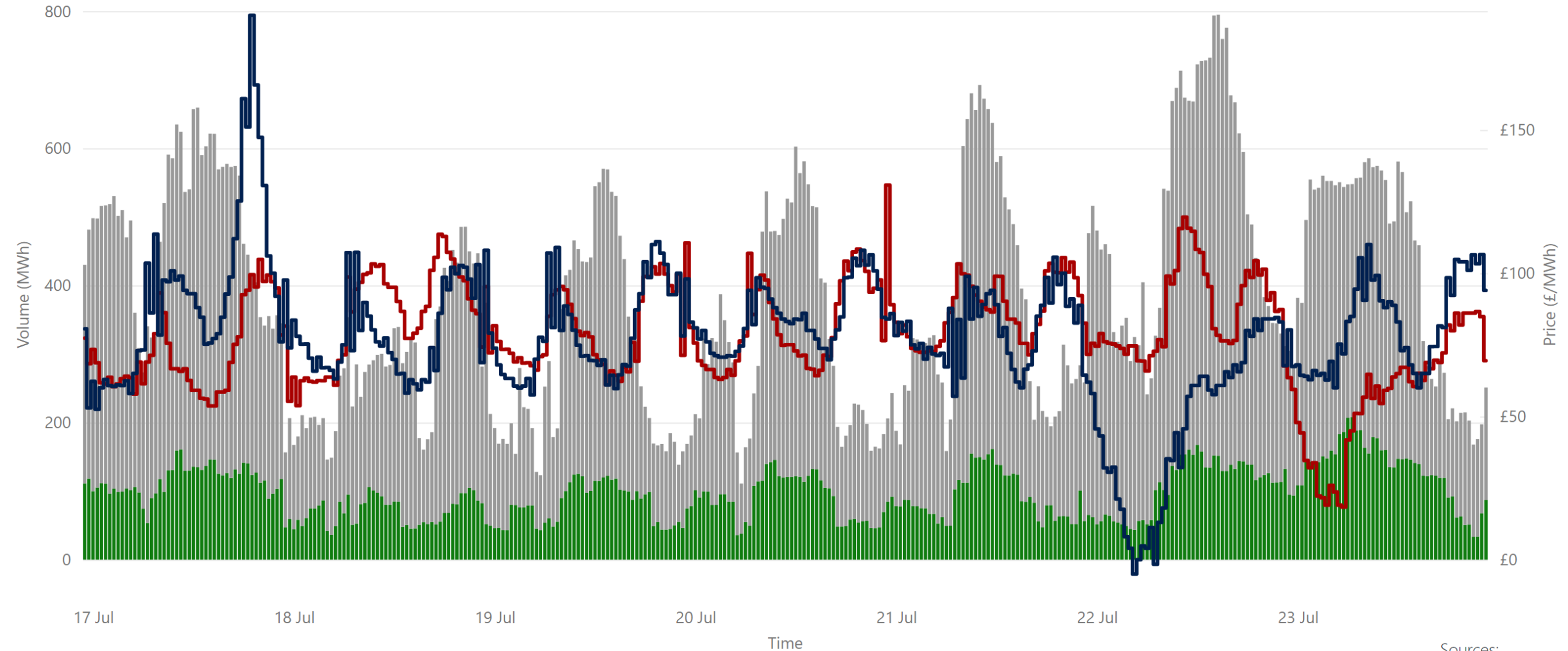
£76.13
Weekly Average GB EPEX Price**

£77.00
Weekly Average GB Nordpool Price***

£63,815,265.49
Weekly SEM DAM Market Value*

768,913.90
Weekly SEM DAM Volume MWh*

Weekly Intraday Auction 1 Summary - Week Commencing 17 July 2023



Sources:
 * SEMO PX
 ** EPEX

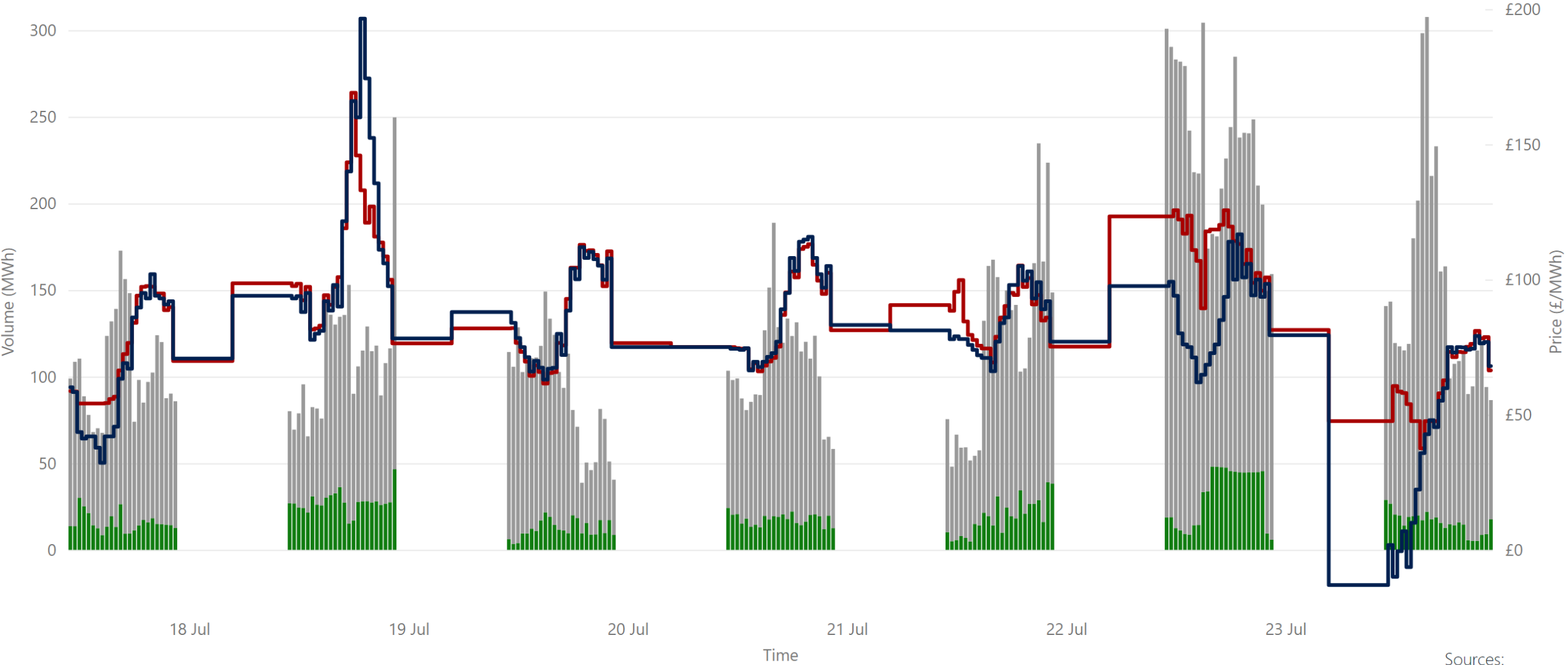
£78.65
 Weekly Average SEM IDA1 Price*

£77.87
 Weekly Average GB IDA1 Price**

£9,977,359.15
 Weekly SEM IDA1 Market Value*

129,122.00
 Weekly SEM DAM Volume MWh*

Weekly Intraday Auction 2 Summary - Week Commencing 17 July 2023



Jurisdiction Volume ● NI Volume* ● ROI Volume* ● SEM IDA2 Price* ● GB IDA2 Price**

Sources:
* SEMO PX
** EPEX

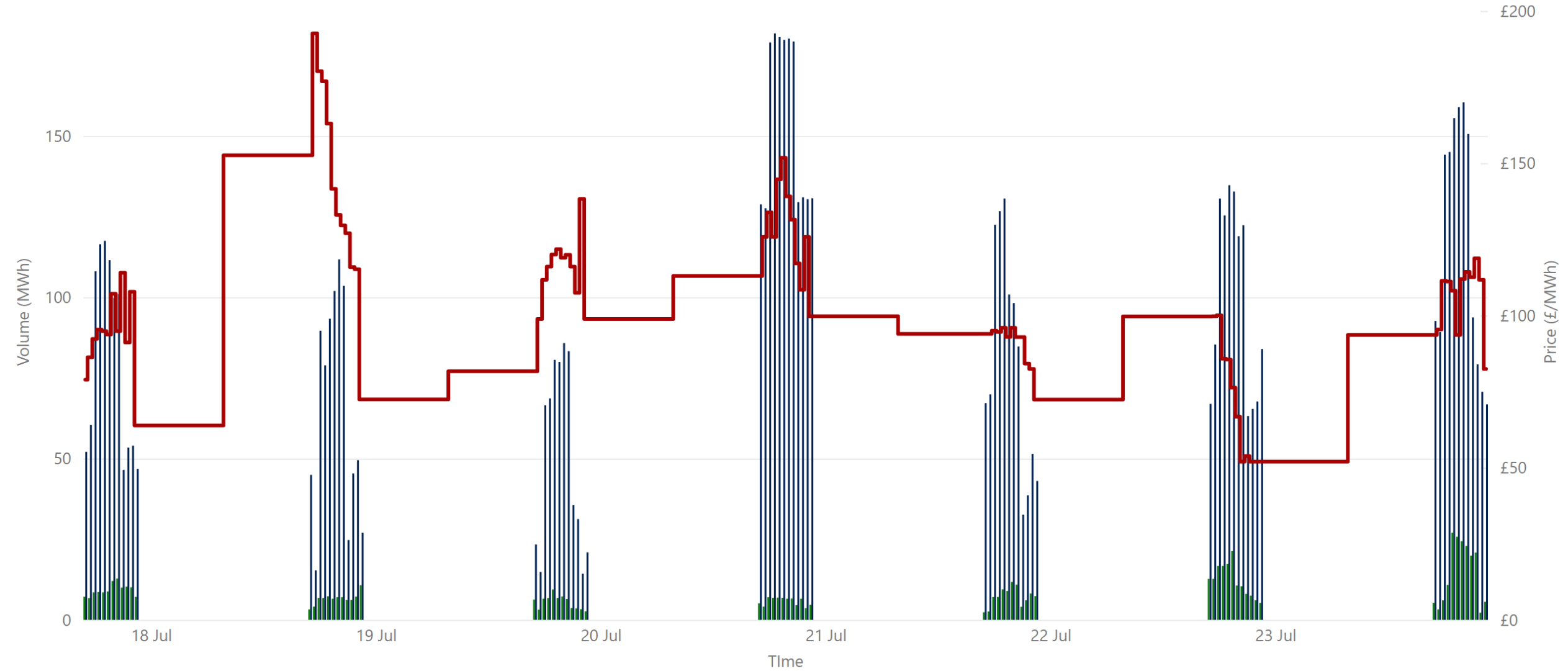
£87.44
Weekly Average SEM IDA2 Price*

£81.31
Weekly Average GB IDA2 Price**

£1,961,369.14
Weekly SEM IDA2 Market Value*

22,094.80
Weekly SEM IDA2 Volume MWh*

Weekly Intraday Auction 3 Summary - Week Commencing 17 July 2023



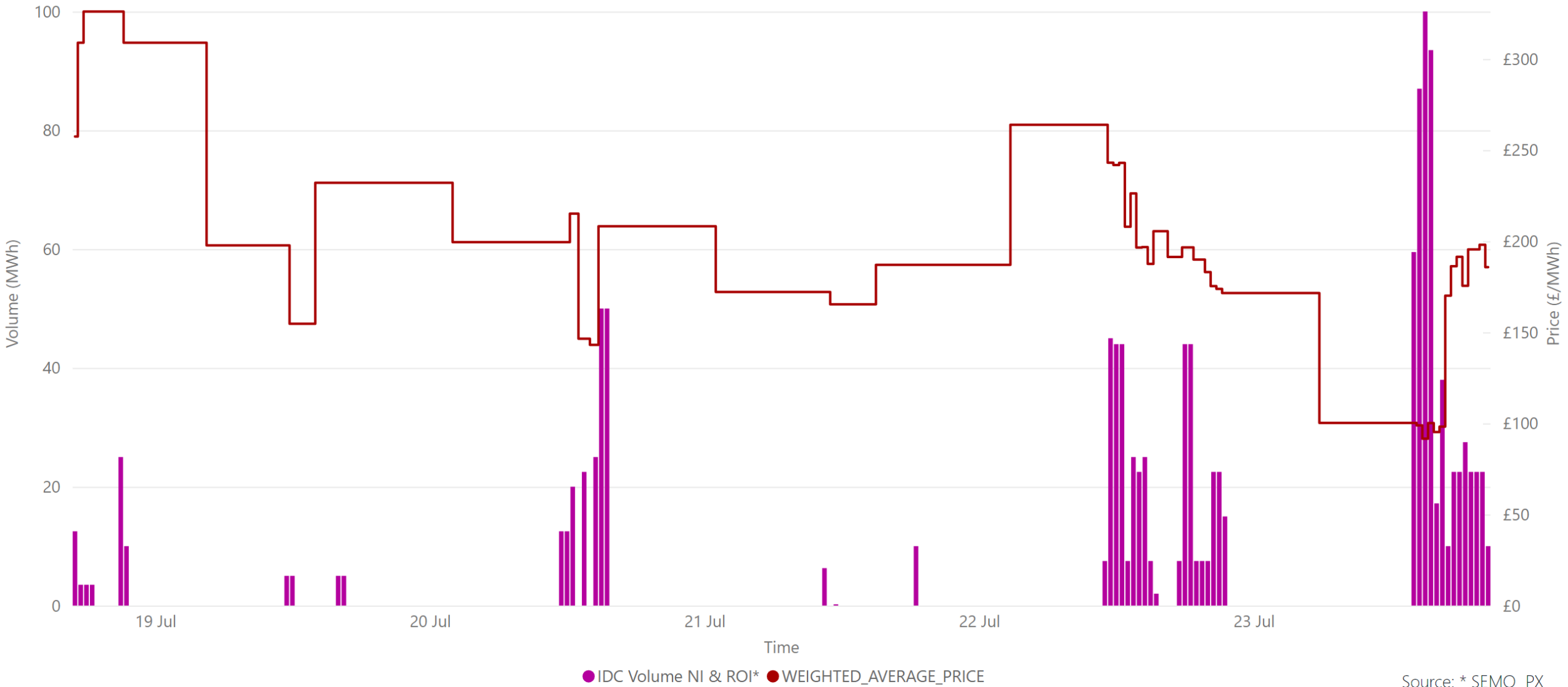
Source: * SEMO PX

£106.11
Weekly Average SEM IDA3 Price*

£917,445.31
Weekly SEM IDA3 Market Value*

8,517.90
Weekly SEM IDA3 Volume MWh*

Weekly Intraday Continuous Summary - Week Commencing 18 July 2023

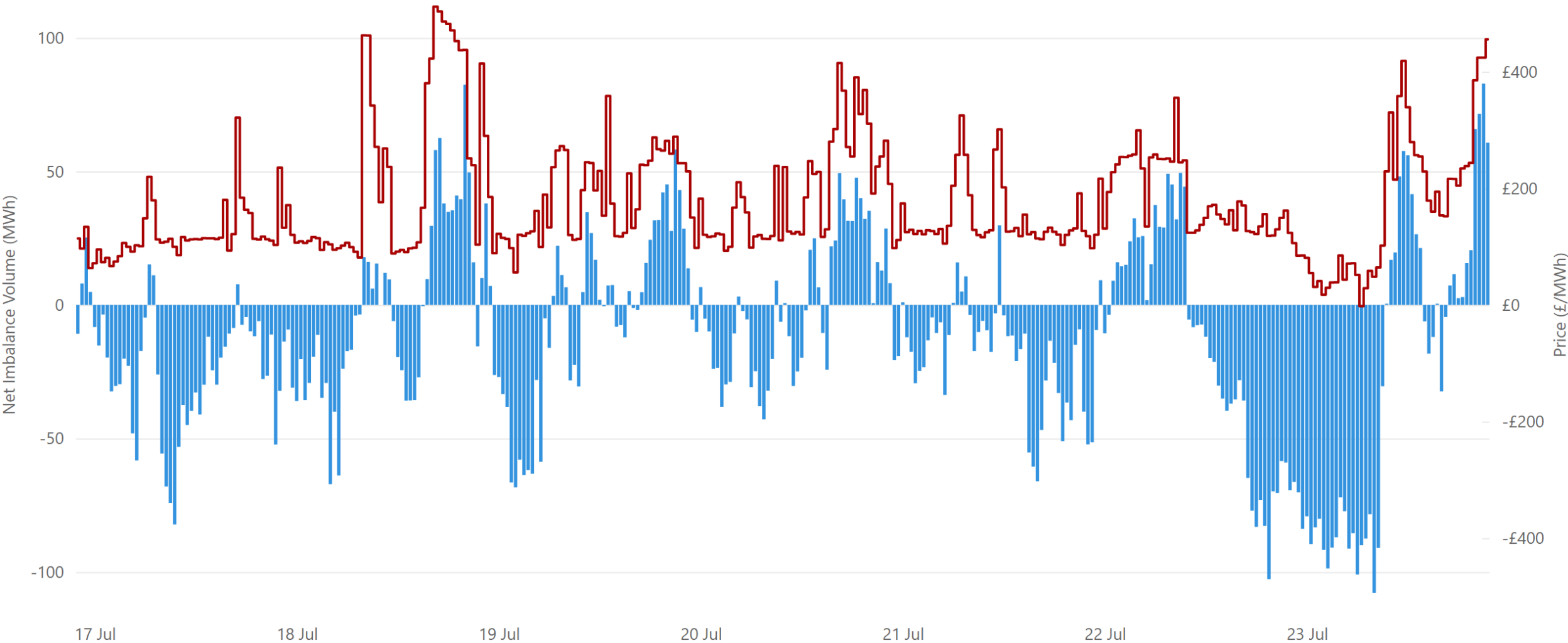


£163.05
Weekly SEM IDC Average Price*

£285.33
Weekly SEM IDC Market Value

7.00
Weekly SEM IDC Volume MWh*

Weekly Balancing Market 30 Minute Summary - Week Commencing 17 July 2023

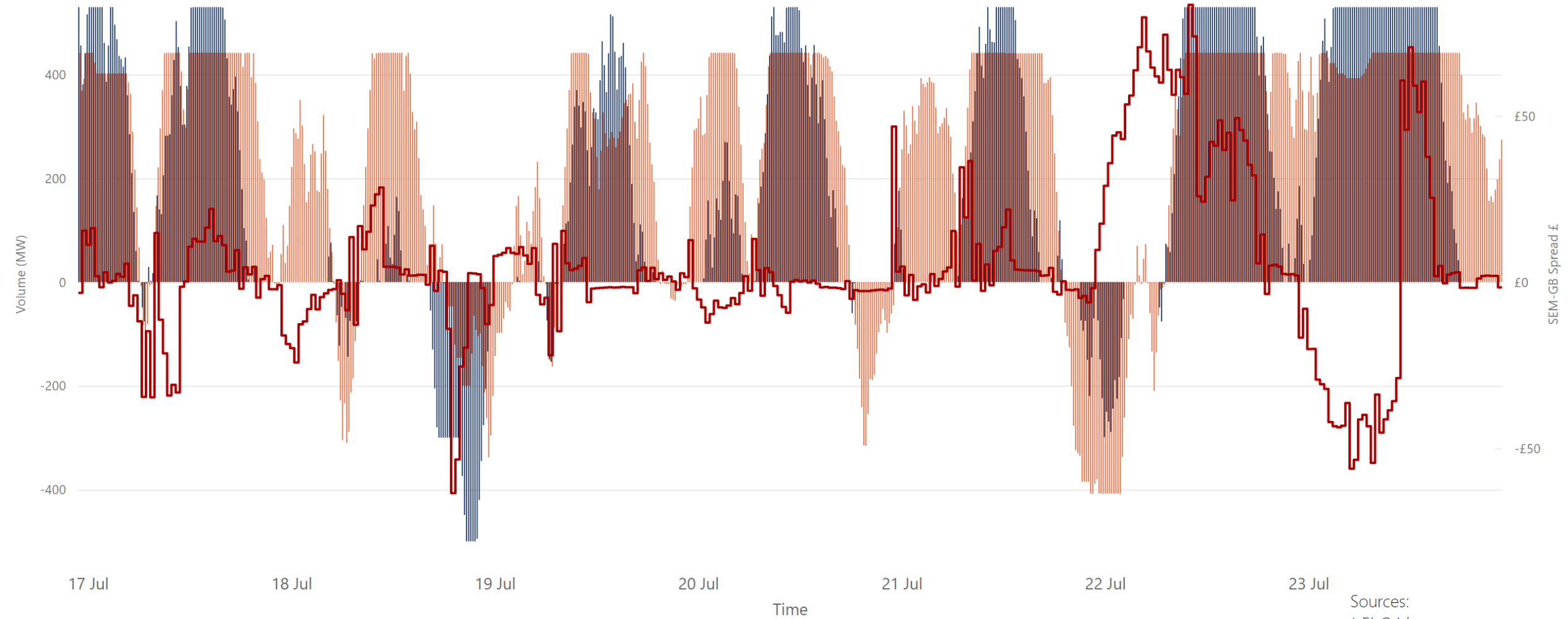


● Net Imbalance Volume* ● 30 Minute Imbalance Settlement Price*

Source: * SEMO

£87.72	£255.82	-£1.10	41.44	-53.89
Ave 30min Imbalance Price*	Max 30min Imbalance Price*	Min 30min Imbalance Price*	Max Net Imbalance Volume*	Min Net Imbalance Volume*

Weekly Interconnection Summary - Week Commencing 17 July 2023

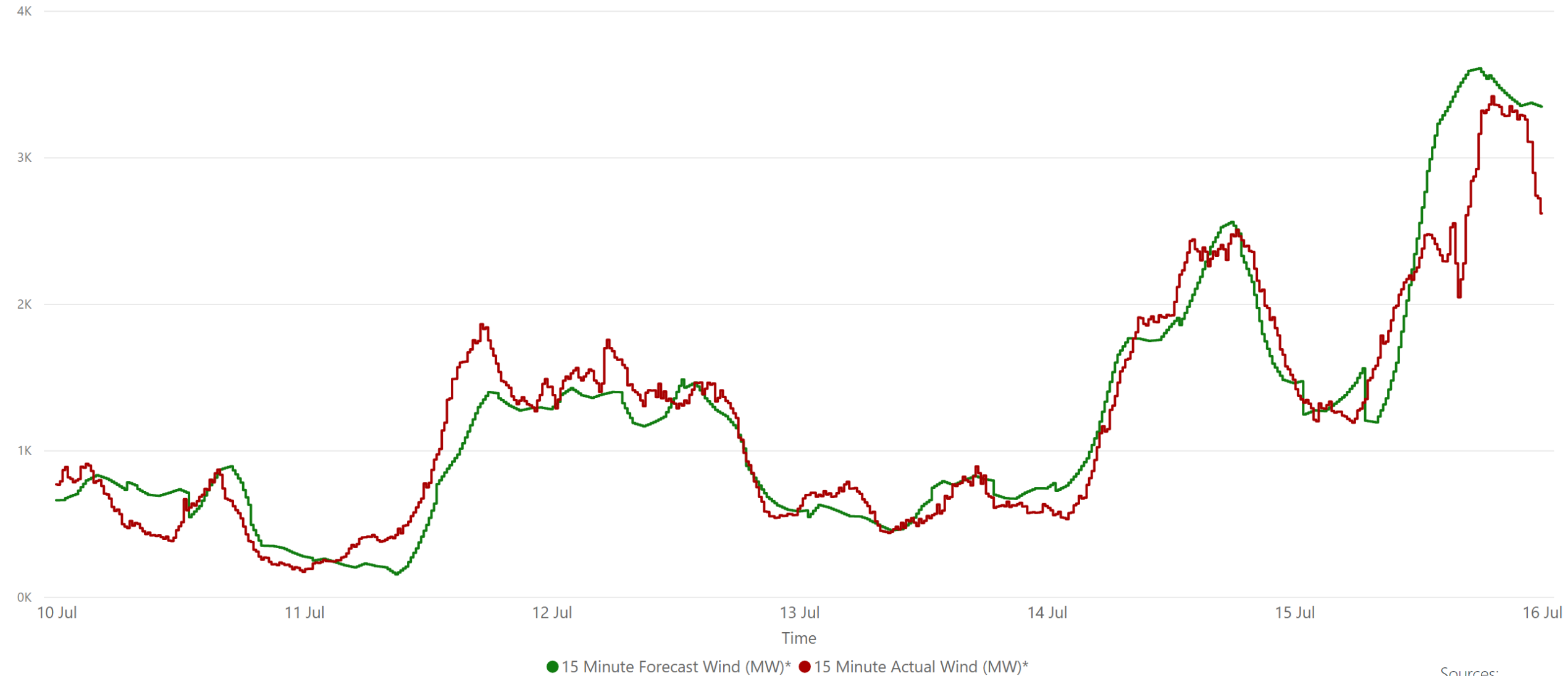


● EWIC Volume (MW)* ● MOYLE Volume (MW)* ● Average of SEM-GB Spread

Sources:
* EirGrid
** SEMO, EPEX & Nordpool

557,062.00	-62,314.00	494,748.00	399,826.00	-47,468.00	352,358.00
Weekly MOYLE (MW) Impo...	Weekly MOYLE (MW) Export*	Weekly MOYLE (MW) NET*	Weekly EWIC (MW) Import*	Weekly EWIC (MW) Export*	Weekly EWIC (MW) NET*

Weekly Wind Capacity Summary - Week Commencing 10 July 2023



3416
Max Actual Wind (MW)*

171
Min Actual Wind (MW)*

3606
Max Forecast Wind (MW)*

153
Min Forecast Wind (MW)*

Sources:
* EirGrid