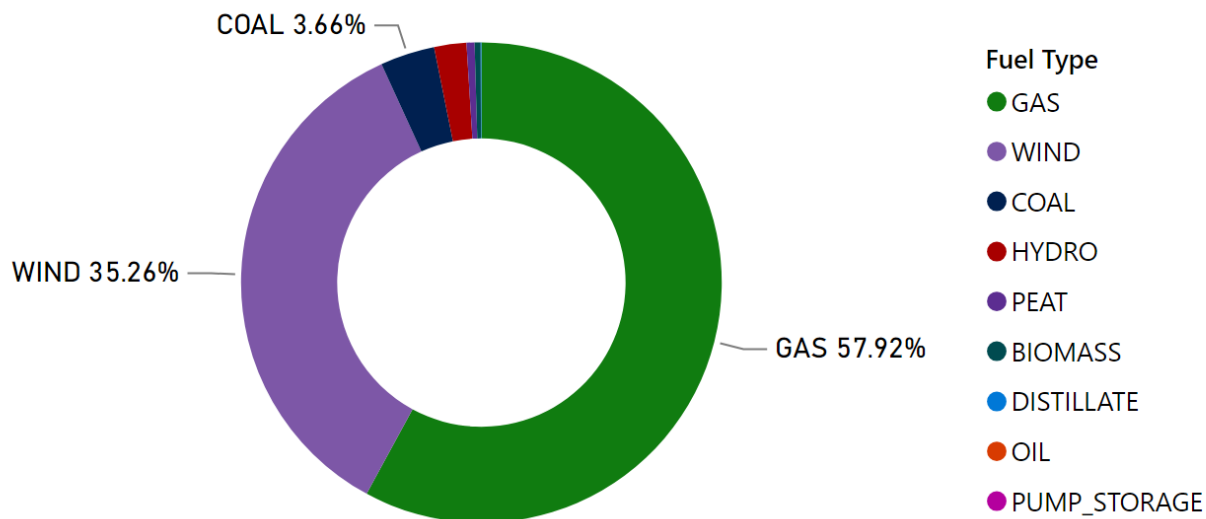


MMU Weekly Report - Sterling



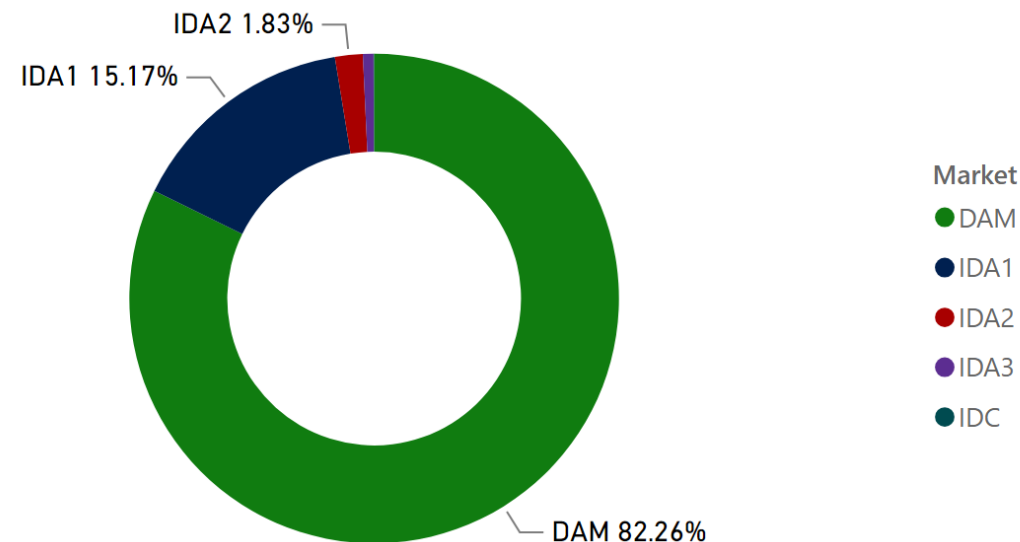
MMU Weekly Market Summary Report - Week Commencing 16 October 2023

Weekly Fuel Mix



Source: SEMO PX

Weekly Volume by Market



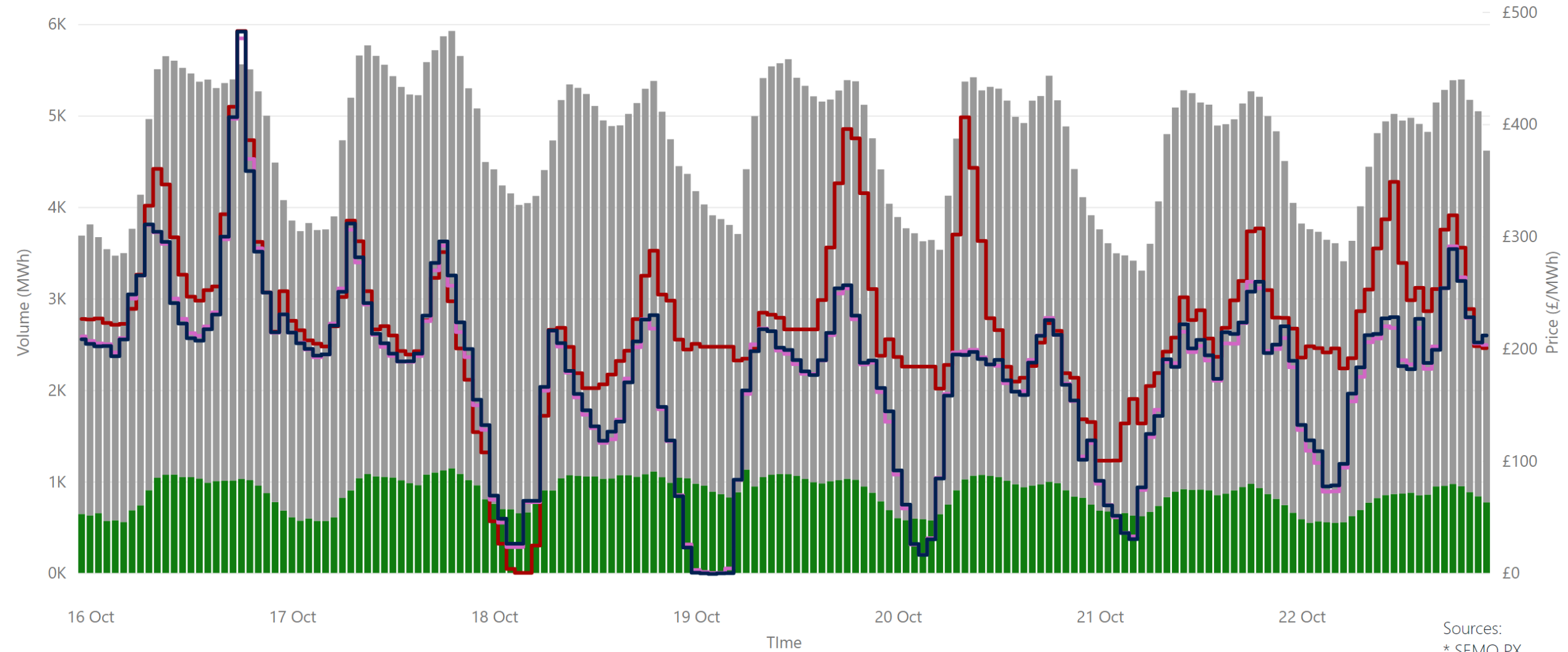
Source: SEMO PX

Summary Table

| Date | Daily System Demand (MWh)* | Daily DAM Price (£/MWh)** | Daily Actual Wind (MWh)* | Daily Average Gas Price (p/th)*** | Daily Average Coal Price (£/t)*** | Daily Average Carbon Price (€/t)*** |
|-----------------|----------------------------|---------------------------|--------------------------|-----------------------------------|-----------------------------------|-------------------------------------|
| 16 October 2023 | 112,121.75 | 145.48 | 21,867.25 | 107.05 | 138.50 | 82.76 |
| 17 October 2023 | 116,049.50 | 112.85 | 73,319.25 | 100.05 | 138.50 | 82.00 |
| 18 October 2023 | 114,617.25 | 80.53 | 67,361.50 | 110.05 | 138.15 | 81.10 |
| 19 October 2023 | 114,377.25 | 122.71 | 23,364.50 | 104.05 | 137.00 | 81.17 |
| 20 October 2023 | 113,227.25 | 109.37 | 36,414.00 | 104.50 | 138.00 | 80.90 |
| 21 October 2023 | 104,683.75 | 103.10 | 19,527.00 | 104.50 | 138.00 | 80.90 |
| 22 October 2023 | 102,755.75 | 124.03 | 11,693.00 | 104.50 | 138.00 | 80.90 |

Sources: * EirGrid ** SEMO PX *** Oil Market Journal

Weekly Day Ahead Market Summary - Week Commencing 16 October 2023

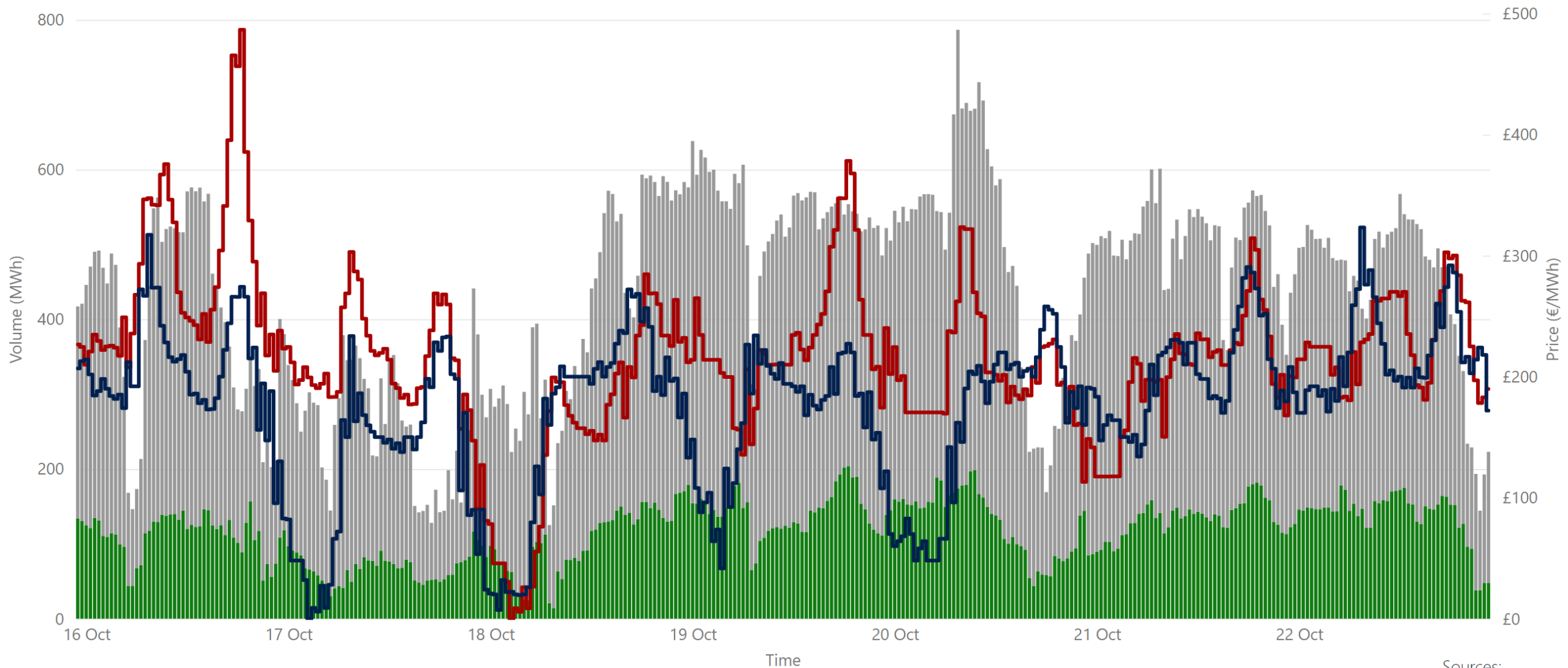


Legend ● NI Volume* ● ROI Volume* ● SEM DAM Price* ● GB EPEX DAM Price** ● GB Nordpool DAM Price***

Sources:
 * SEMO PX
 ** EPEX
 *** Nordpool

£111.32 Weekly Average SEM DAM Price*
NaN Weekly Average GB EPEX Price**
NaN Weekly Average GB Nordpool Price***
£90,420,528.83 Weekly SEM DAM Market Value*
792,710.50 Weekly SEM DAM Volume MWh*

Weekly Intraday Auction 1 Summary - Week Commencing 16 October 2023



Legend ● NI Volume* ● ROI Volume* ● SEM IDA1 Price* ● GB IDA1 Price**

Sources:
* SEMO PX
** EPEX

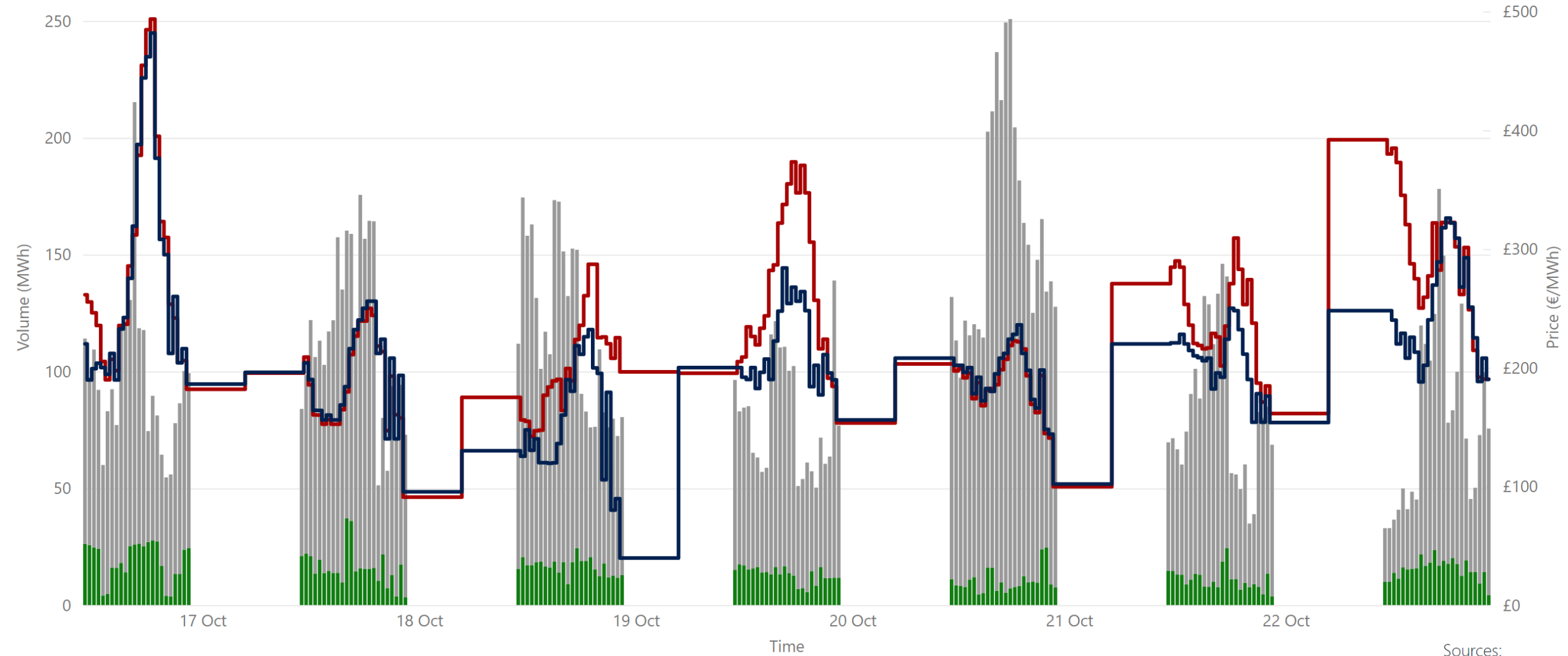
£108.17
Weekly Average SEM IDA1 Price*

£88.35
Weekly Average GB IDA1 Price**

£16,118,095.82
Weekly SEM IDA1 Market Value*

146,178.40
Weekly SEM DAM Volume MWh*

Weekly Intraday Auction 2 Summary - Week Commencing 16 October 2023



Jurisdiction Volume ● NI Volume* ● ROI Volume* ● SEM IDA2 Price* ● GB Price**

Sources:
* SEMO PX
** EPEX

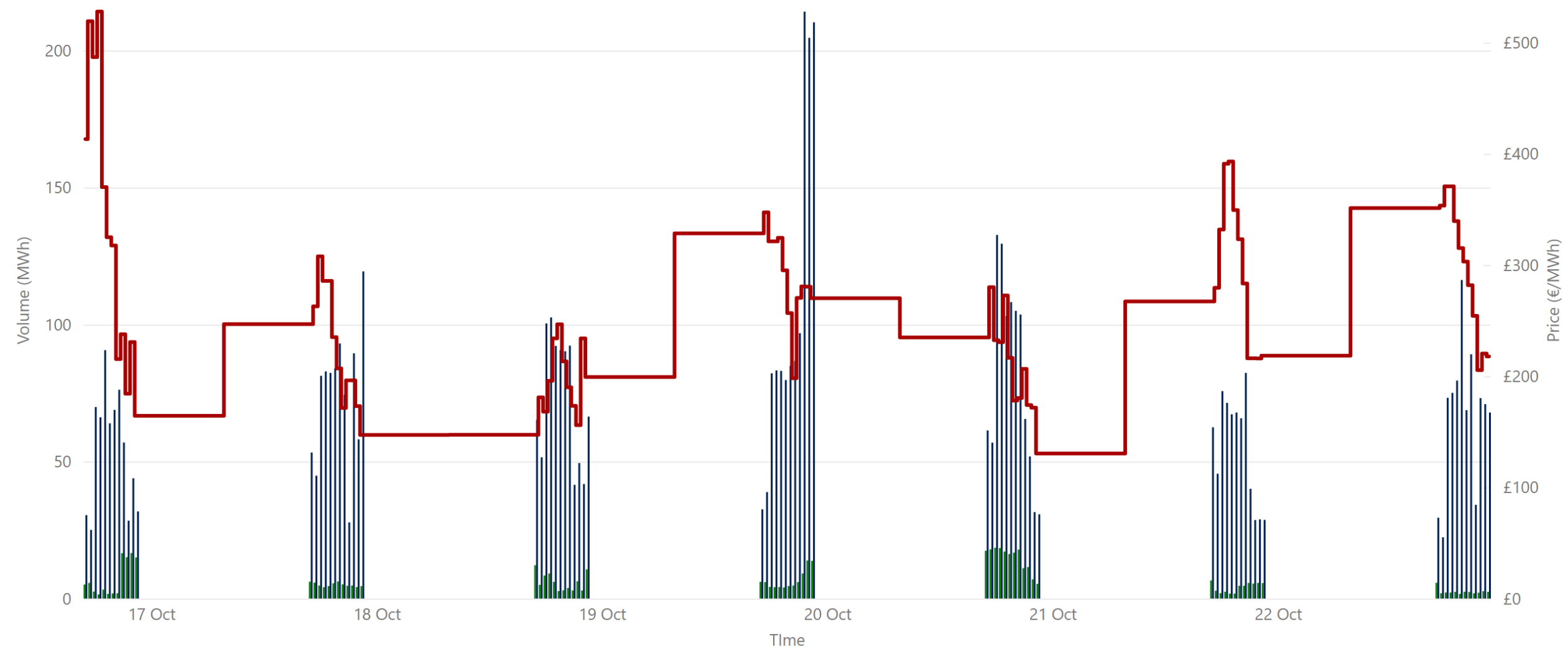
£117.73
Weekly Average SEM IDA2 Price*

£104.63
Weekly Average GB IDA2 Price**

£1,993,896.78
Weekly SEM IDA2 Market Value*

17,658.60
Weekly SEM IDA2 Volume MWh*

Weekly Intraday Auction 3 Summary - Week Commencing 16 October 2023



Jurisdiction ● NI Volume* ● ROI Volume* ● SEM Price*

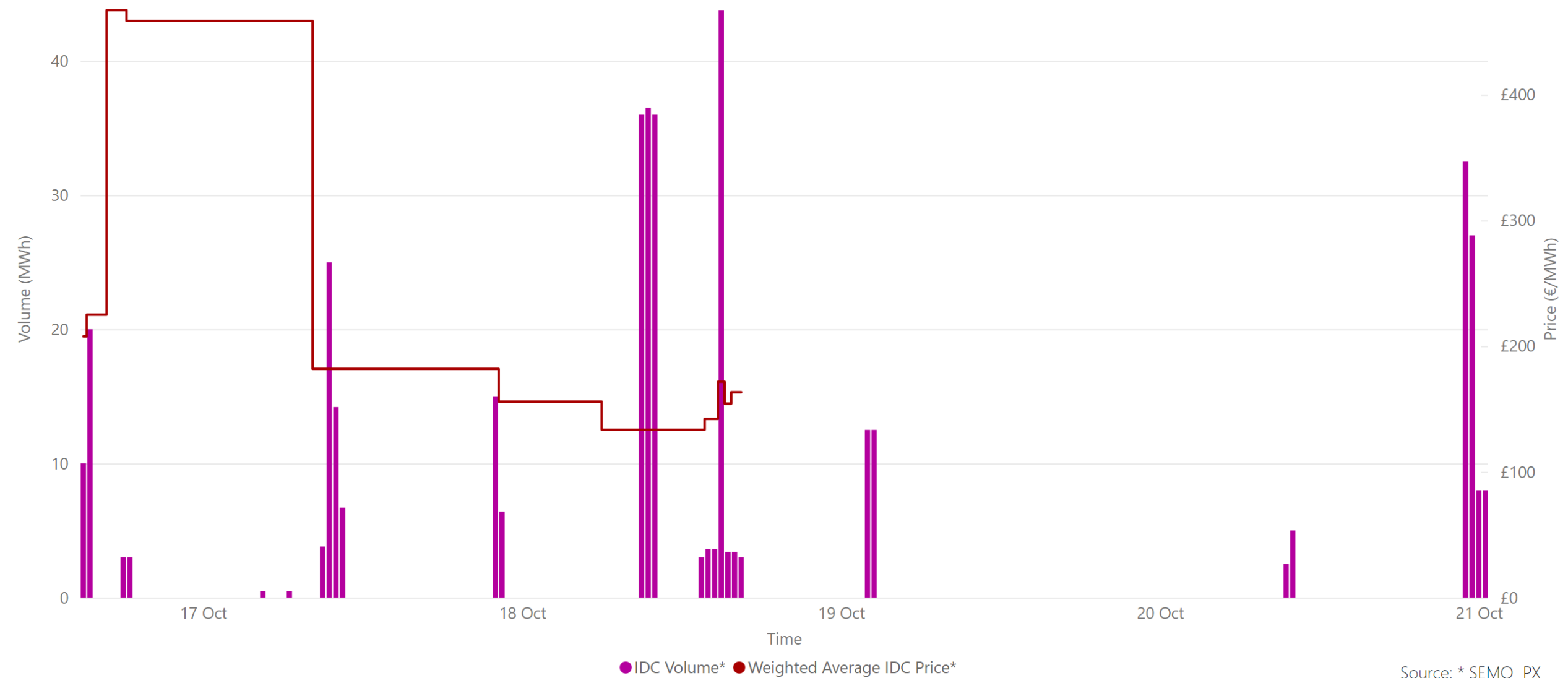
Source: * SEMO PX

£131.65
Weekly Average SEM IDA3 Price*

£875,221.66
Weekly SEM IDA3 Market Value*

6,726.30
Weekly SEM IDA3 Volume MWh*

Weekly Intraday Continuous Summary - Week Commencing 16 October 2023



Source: * SEMO PX

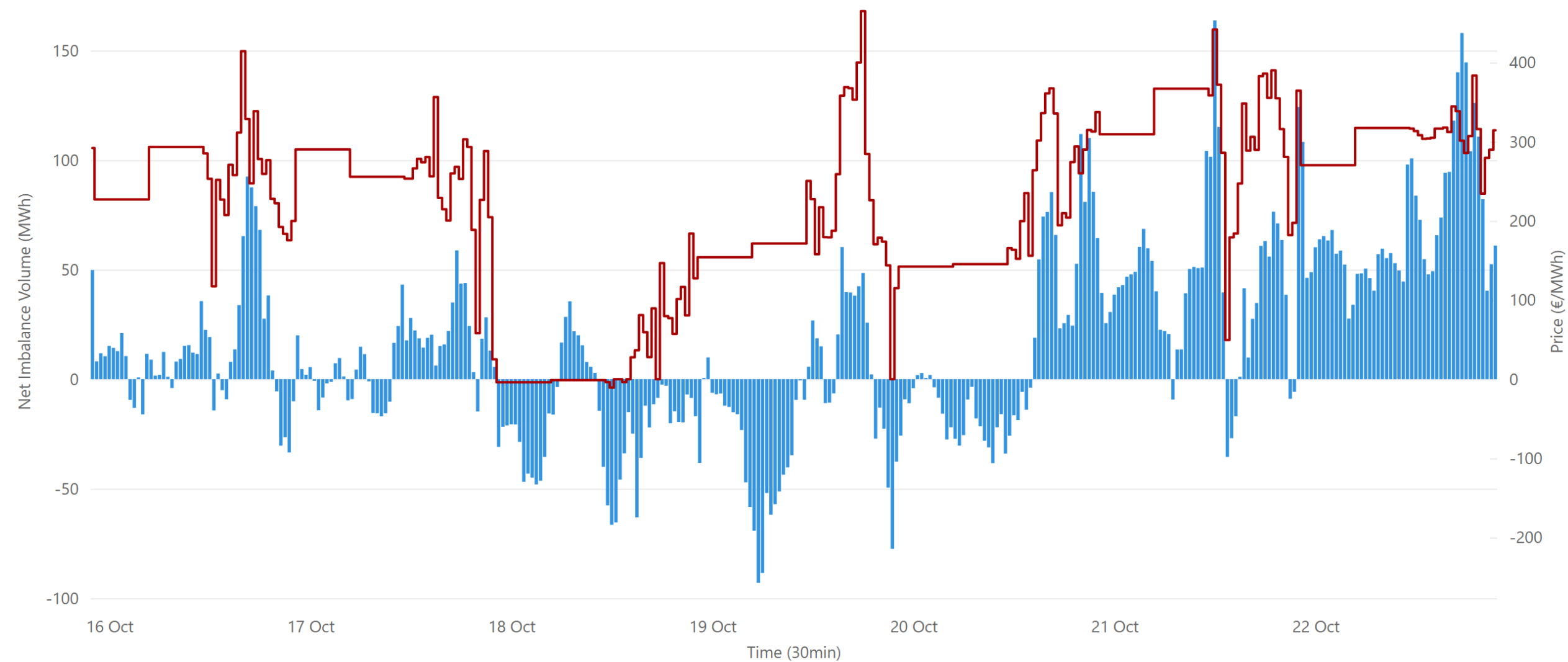
£106.40
Weekly SEM IDC Average Price*

£106.46
Weekly SEM IDC Max Price*

£105.73
Weekly SEM IDC Min Price*

388.40
Weekly SEM IDC Volume MWh*

Weekly Balancing Market 30 Minute Summary - Week Commencing 16 October 2023

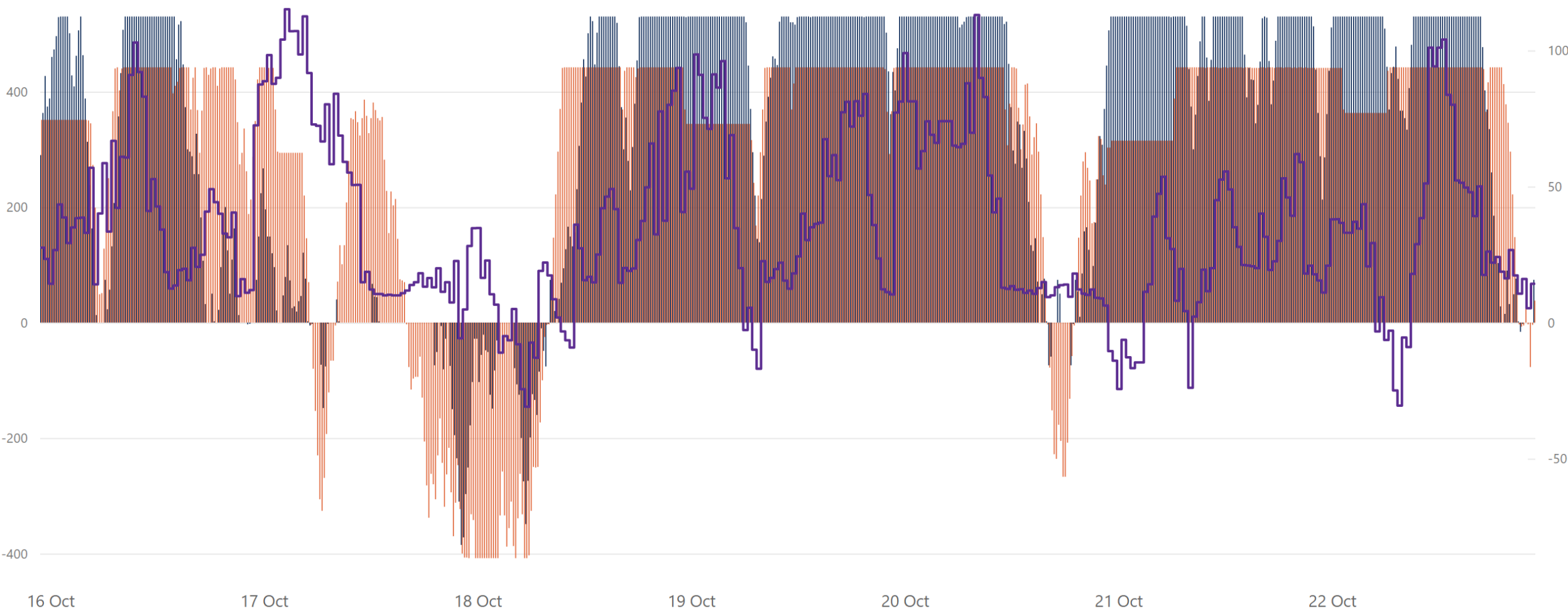


● Net Imbalance Volume* ● 30 Minute Imbalance Settlement Price*

Source: * SEMO

| | | | | |
|----------------------------|----------------------------|----------------------------|---------------------------|---------------------------|
| 116.99 | € 296.19 | -€ 21.01 | 81.89 | -93.00 |
| Ave 30min Imbalance Price* | Max 30min Imbalance Price* | Min 30min Imbalance Price* | Max Net Imbalance Volume* | Min Net Imbalance Volume* |

Weekly Interconnection Summary - Week Commencing 16 October 2023

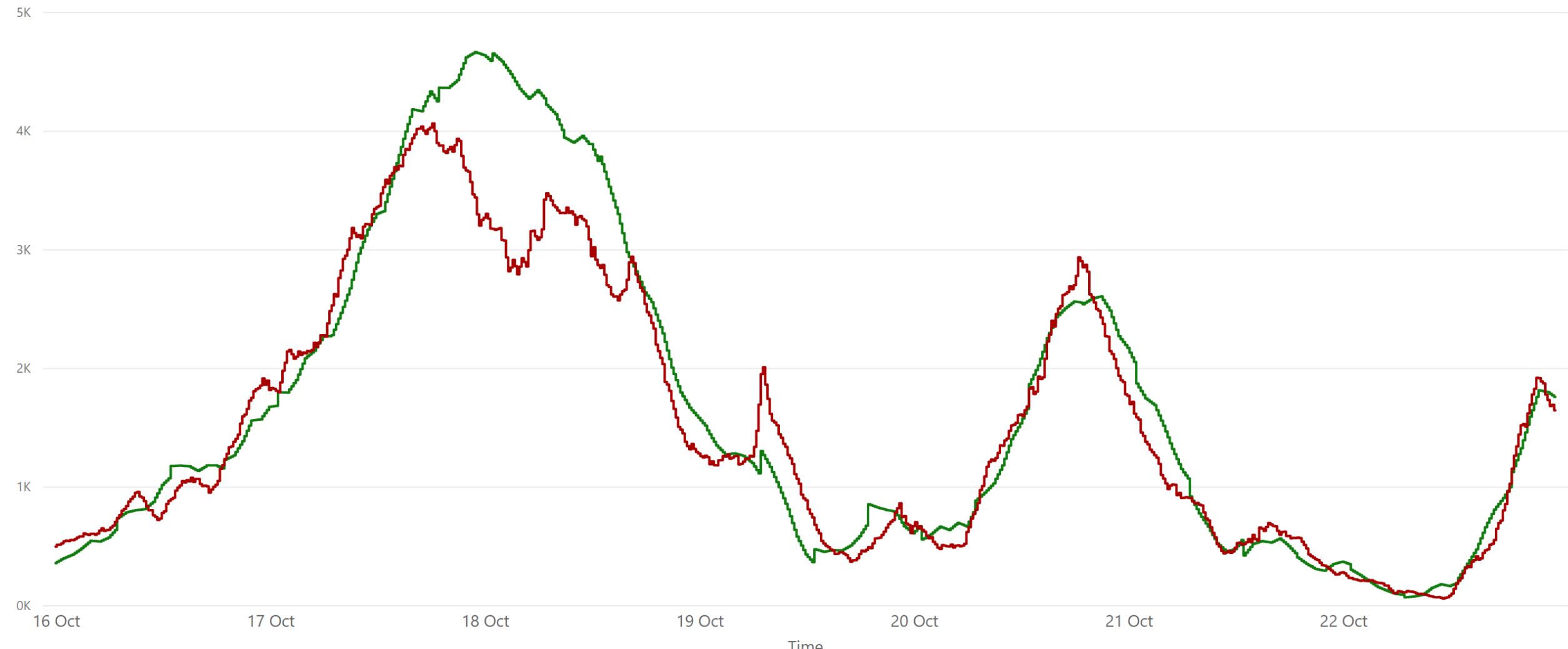


● EWIC Volume (MW)* ● MOYLE Volume (MW)* ● SEM-GB Spread**

Sources:
* EirGrid
** SEMO, EPEX & Nordpool

| | | | | | |
|---------------------------|---------------------------|------------------------|--------------------------|--------------------------|-----------------------|
| 221,216.00 | -22,355.00 | 198,861.00 | 223,203.00 | -6,298.00 | 216,905.00 |
| Weekly MOYLE (MW) Impo... | Weekly MOYLE (MW) Export* | Weekly MOYLE (MW) NET* | Weekly EWIC (MW) Import* | Weekly EWIC (MW) Export* | Weekly EWIC (MW) NET* |

Weekly Wind Capacity Summary - Week Commencing 16 October 2023



4061
Max Actual Wind (MW)*

56
Min Actual Wind (MW)*

4662
Max Forecast Wind (MW)*

66
Min Forecast Wind (MW)*

Sources:
* EirGrid