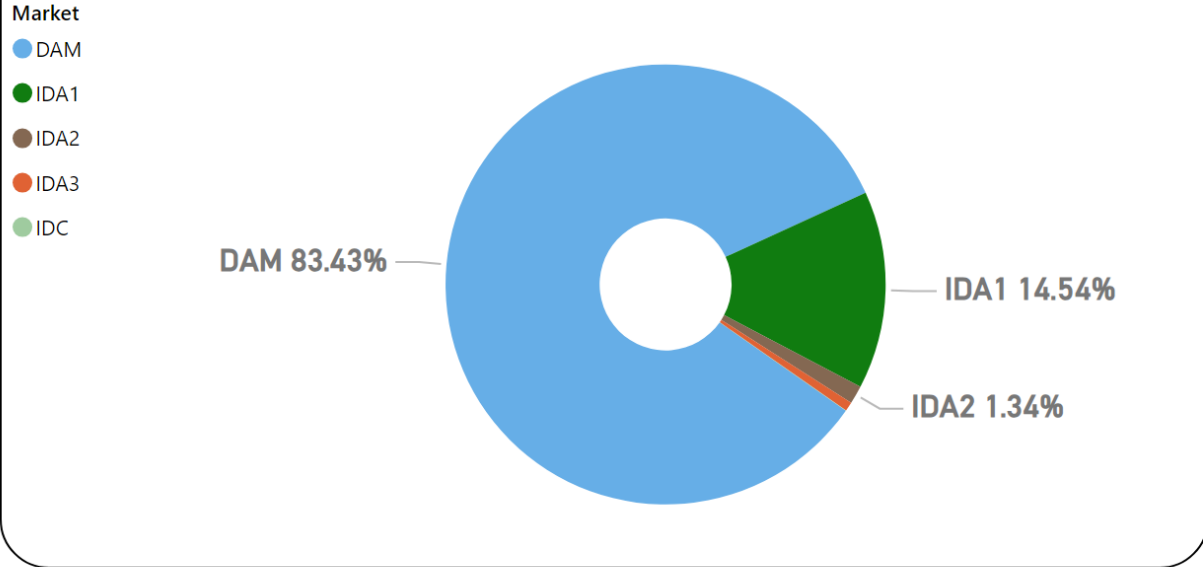


# MMU Weekly Market Summary Report

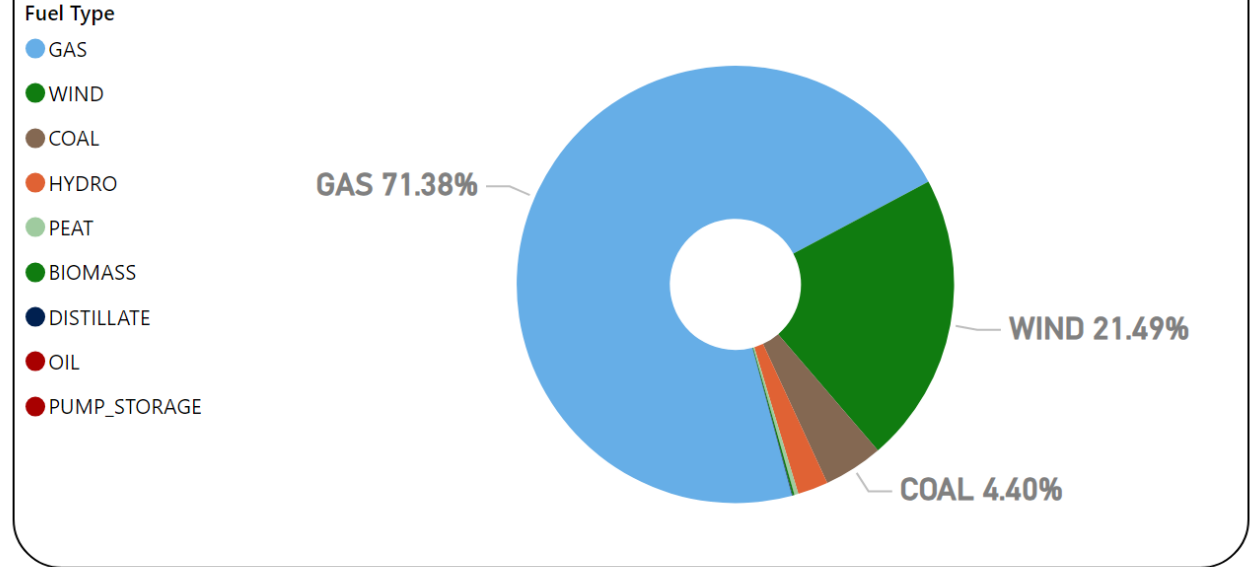
## - Week Commencing 08 January 2024

**Weekly Volume by Market**



Source: SEMO PX

**Weekly Fuel Mix**



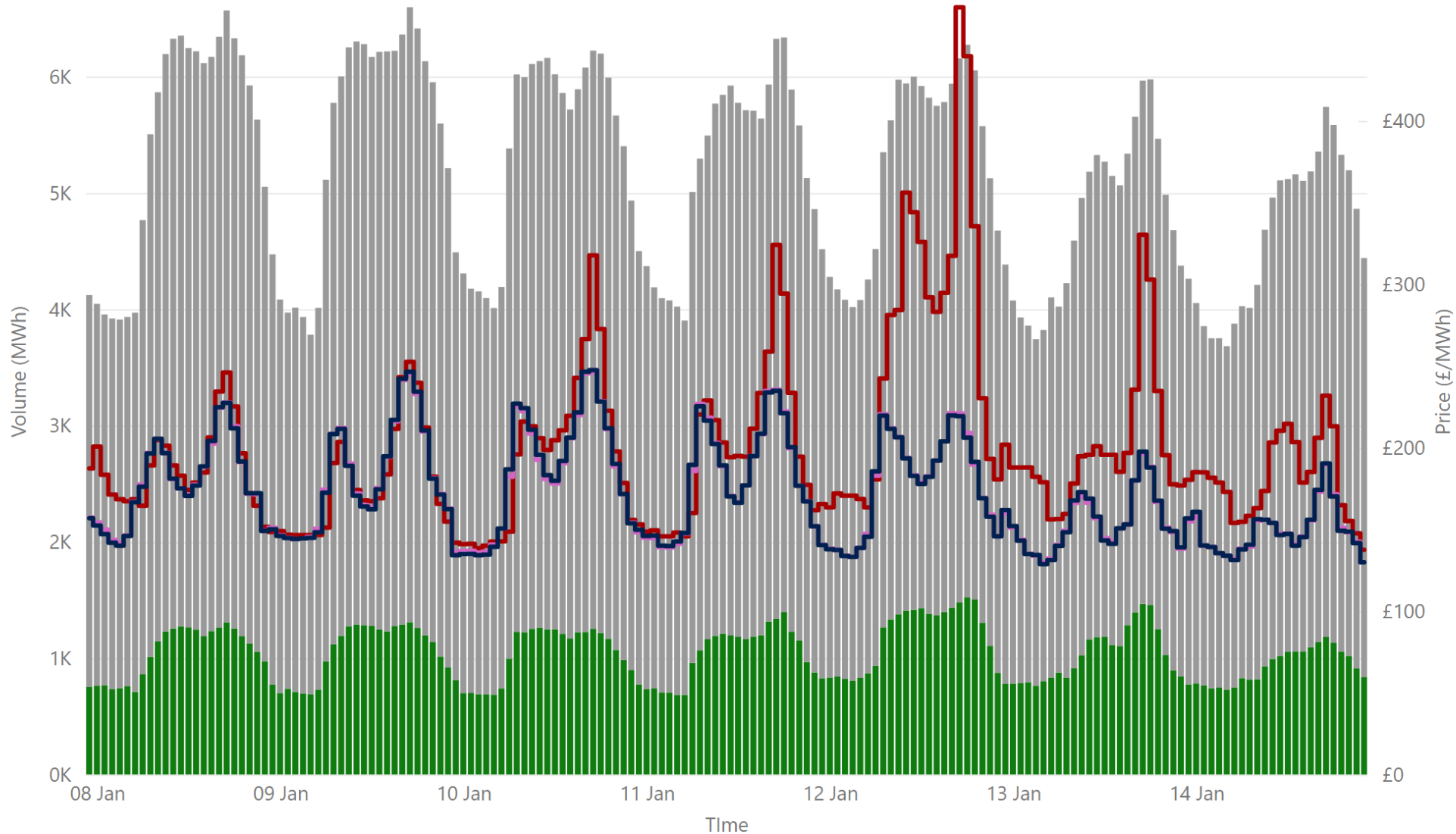
Source: SEMO PX

Summary Table

Date	Daily System Demand (MWh)*	Daily Dam Price (£/MWh)**	Daily Actual Wind (MWh)*	Daily Average Gas Price (p/th)***	Daily Average Coal Price (€/t)***	Daily Average Carbon Price (€/t)***
08 January 2024	129,684.25	95.07	42,234.25	79.35	113.20	69.61
09 January 2024	130,764.00	91.57	51,735.50	78.45	111.25	69.36
10 January 2024	131,817.25	99.98	39,572.25	78.60	109.00	67.39
11 January 2024	130,290.25	101.68	20,342.25	78.65	106.50	65.55
12 January 2024	130,114.75	135.62	3,332.50	80.50	108.80	63.31
13 January 2024	120,035.50	102.01	7,923.00	80.50	108.80	63.31
14 January 2024	115,736.00	91.24	19,225.00	80.50	108.80	63.31

Sources: \* EirGrid \*\* SEMO PX \*\*\* Oil Market Journal

# Weekly Day Ahead Market Summary - Week Commencing 08 January 2024



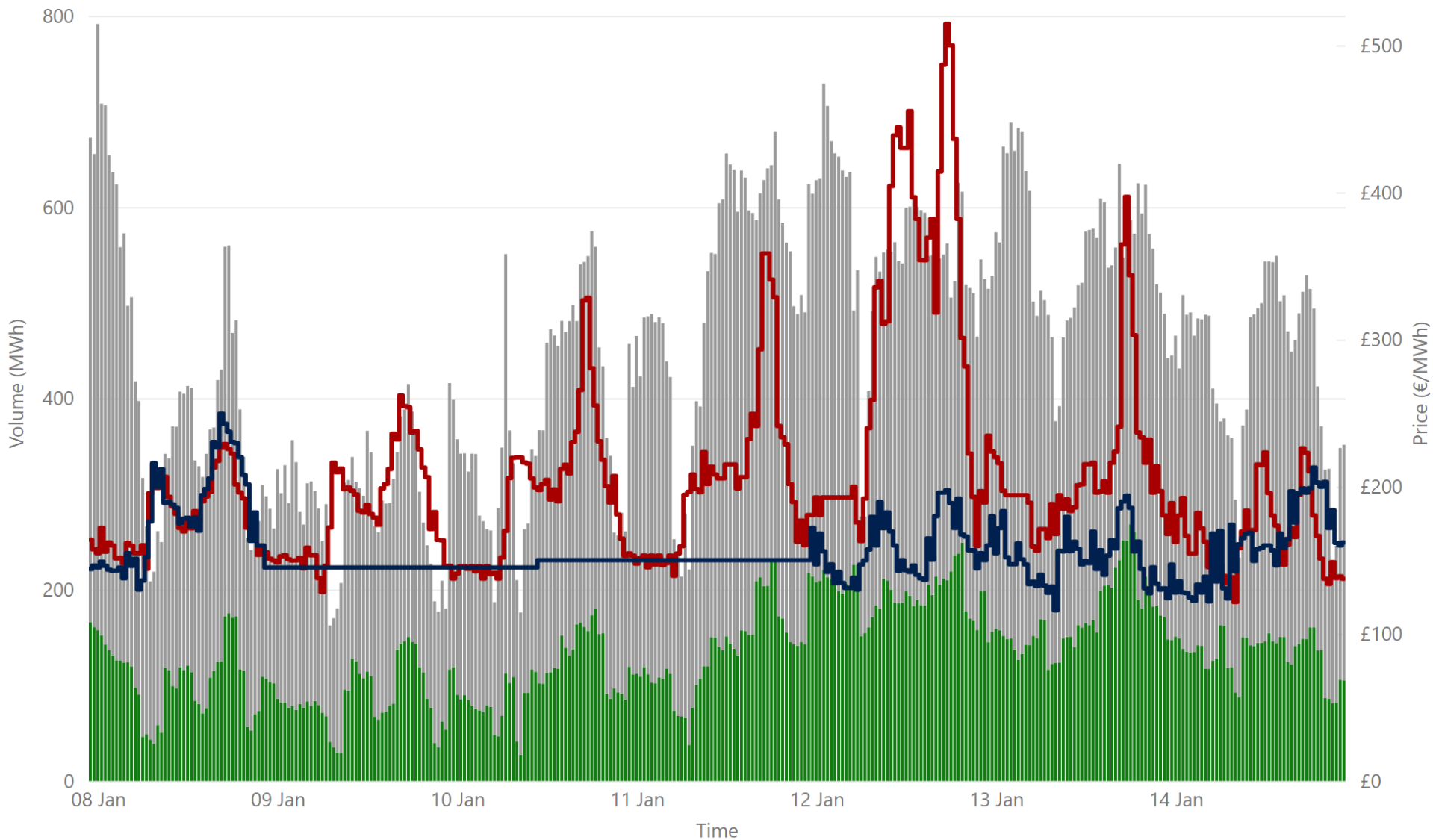
£99.85  
 Weekly Average SEM DAM Price\*  
£86.00  
 Weekly Average GB EPEX Price\*\*  
£85.99  
 Weekly Average GB Nordpool Price\*\*\*  
£88,863,240.26  
 Weekly SEM DAM Market Value\*  
866,598.80  
 Weekly SEM DAM Volume MWh\*

**Legend** ● NI Volume\* ● ROI Volume\* ● SEM DAM Price\* ● GB EPEX DAM Price\*\* ● GB Nordpool DAM Price\*\*\*

Sources:  
 \* SEMO PX  
 \*\* EPEX  
 \*\*\* Nordpool

# Weekly Intraday Auction 1 Summary - Week Commencing 08 January 2024

Legend ● NI Volume\* ● ROI Volume\* ● SEM IDA1 Price\* ● GB IDA1 Price\*\*



£102.76  
Weekly Average SEM IDA1 Price\*

£81.15  
Weekly Average GB IDA1 Price\*\*

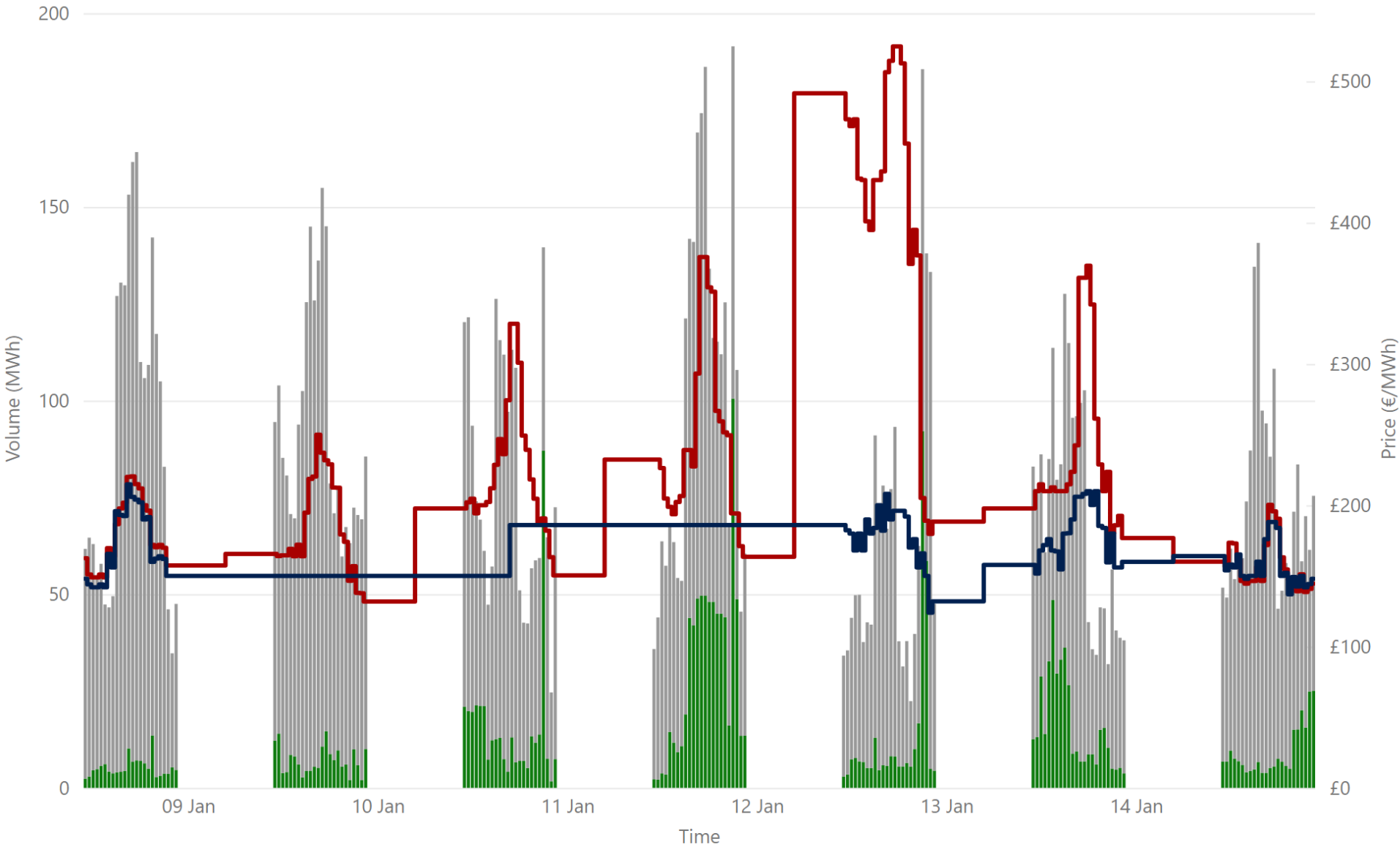
£16,120,715.69  
Weekly SEM IDA1 Market Value\*

151,046.95  
Weekly SEM DAM Volume MWh\*

Sources:  
\* SEMO PX  
\*\* EPEX

# Weekly Intraday Auction 2 Summary - Week Commencing 08 January 2024

Jurisdiction Volume ● NI Volume\* ● ROI Volume\* ● SEM IDA2 Price\* ● GB Price\*\*



£116.52  
Weekly Average SEM IDA2 Price\*

£85.24  
Weekly Average GB IDA2 Price\*\*

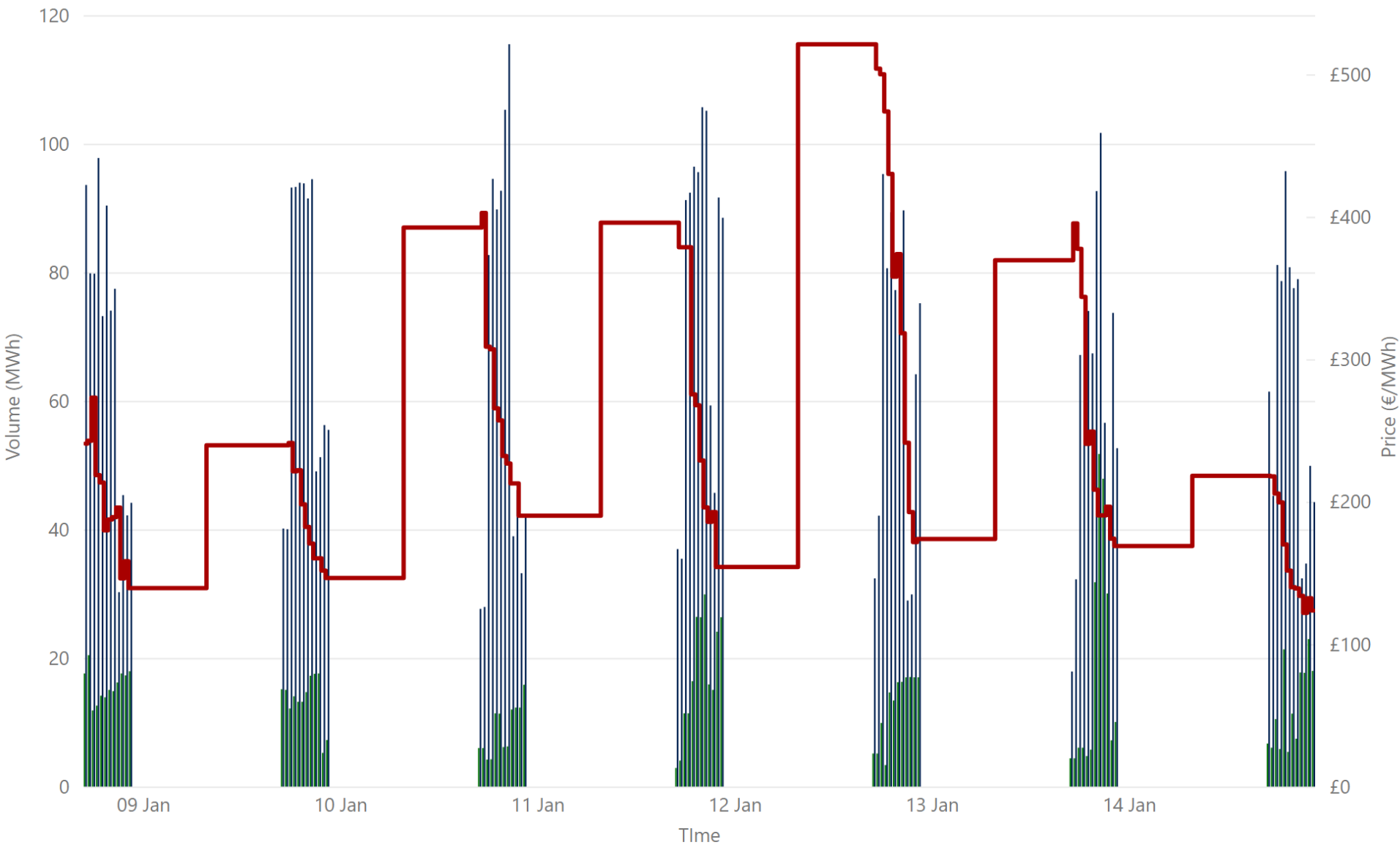
£1,591,599.03  
Weekly SEM IDA2 Market Value\*

13,887.30  
Weekly SEM IDA2 Volume MWh\*

Sources:  
\* SEMO PX  
\*\* EPEX

# Weekly Intraday Auction 3 Summary - Week Commencing 08 January 2024

Jurisdiction ● NI Volume\* ● ROI Volume\* ● SEM Price\*

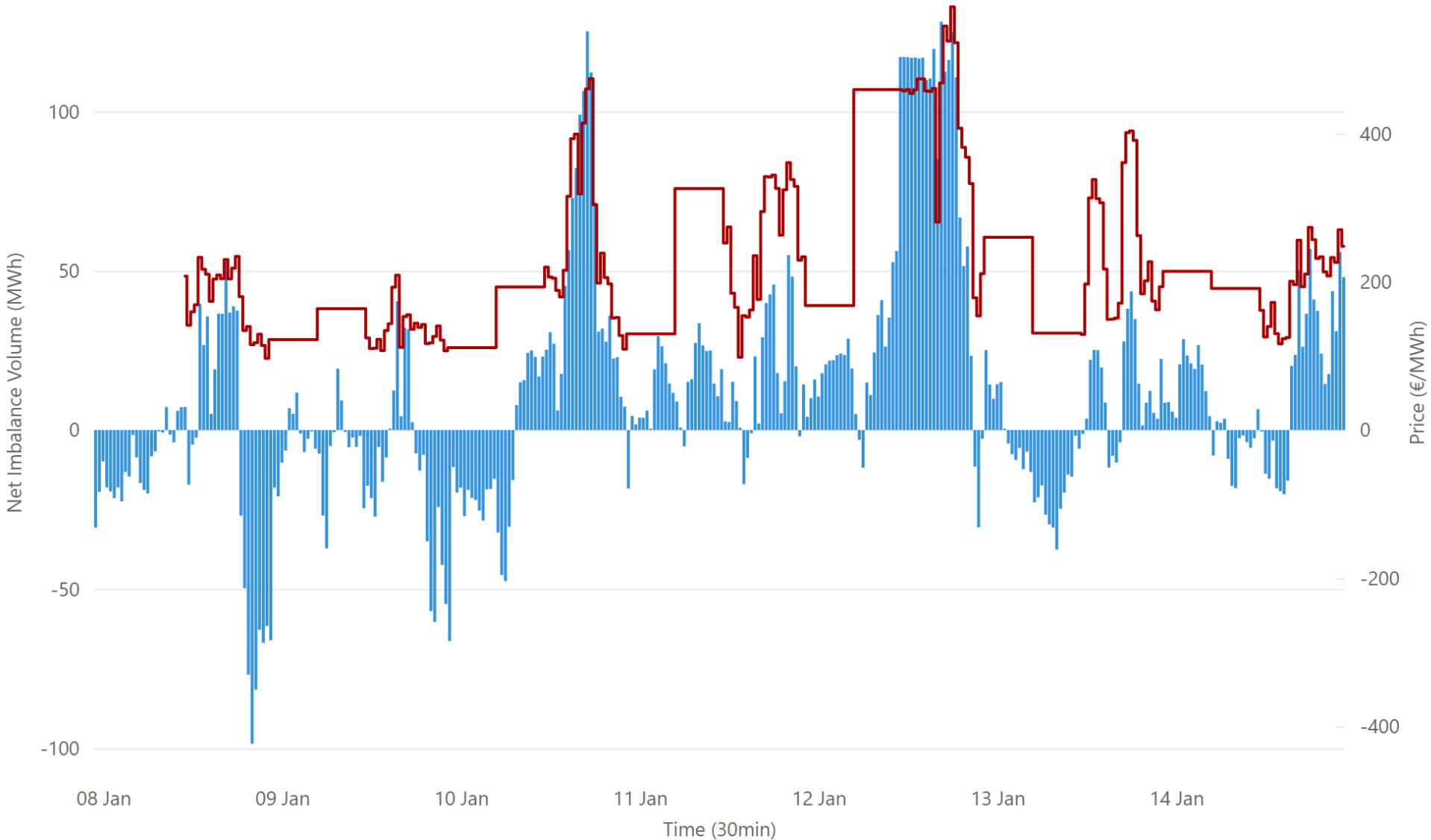


£121.54  
Weekly Average SEM IDA3 Price\*  
£820,833.17  
Weekly SEM IDA3 Market Value\*  
6,896.45  
Weekly SEM IDA3 Volume MWh\*



# Weekly Balancing Market 30 Minute Summary - Week Commencing 08 January 2024

● Net Imbalance Volume\* ● 30 Minute Imbalance Settlement Price\*



118.32  
Ave 30min Imbalance Price\*  
€ 331.87  
Max 30min Imbalance Price\*  
-€ 5.59  
Min 30min Imbalance Price\*  
64.09  
Max Net Imbalance Volume\*  
-49.25  
Min Net Imbalance Volume\*

# Weekly Interconnection Summary - Week Commencing 08 January 2024

● EWIC Volume (MW)\* ● MOYLE Volume (MW)\* ● SEM-GB Spread\*\*



**247,976.00**  
Weekly MOYLE (MW) Import\*

**-3,555.00**  
Weekly MOYLE (MW) Export\*

**244,421.00**  
Weekly MOYLE (MW) NET\*

**210,217.00**  
Weekly EWIC (MW) Import\*

**-1,870.00**  
Weekly EWIC (MW) Export\*

**208,347.00**  
Weekly EWIC (MW) NET\*

Sources:  
\* EirGrid  
\*\* SEMO, EPEX & Nordpool



# Weekly Wind Capacity Summary - Week Commencing 08 January 2024

● 15 Minute Forecast Wind (MW)\* ● 15 Minute Actual Wind (MW)\*



2794  
Max Actual Wind (MW)\*

31  
Min Actual Wind (MW)\*

2384  
Max Forecast Wind (MW)\*

55  
Min Forecast Wind (MW)\*