
NI Market Message Implementation Guide - Unmetered

<i>Document Information</i>	
Business Area:	NIE Networks
Status:	Baseline
Author/s:	
Version Number:	3.0

NI Market Message Implementation Guide – Unmetered

<i>Document Updates</i>			
Name	Date	Reason	Version
NIE ES Project	22/12/09	Initial Draft	0.1
NIE ES Project	13/01/10	Further Updates applied.	0.2
P Merkens	05/04/11	Updated for MCRs	0.3
P Merkens	07/06/11	Updated following NIE Review and Issued for SIG Workshop	0.91
P Merkens		Updated following SIG Workshop	0.92
P Merkens		Sundry corrections	0.93
J-E Smith		Final Draft for Supplier Review prior to SIG Approval	0.94
A Ferguson	25/08/11	Baseline Approval	2.1
J-E Smith	20/01/12	Baseline CDA Board Approved Updated for DR1110/CRID163	2.2
J-E Smith	08/03/12	Baseline CDA Board Approved Updated for MCR1115 Updated for DR1116/CRID166	2.3
J-E Smith	21/11/13	Baseline CDA Board Approved	2.4
NIE Networks	31/08/16	Updated to incorporate change of name from NIE to NIE Networks and align Baseline numbering with NI Retail Market Procedures and Guides	3.0

Table of Contents

1 INTRODUCTION4

1.1 PURPOSE OF THE MESSAGE IMPLEMENTATION GUIDE 4

1.2 MESSAGE GROUPS 5

1.3 MESSAGE VERSION 5

1.4 NOTES 6

1.5 IMPLEMENTATION OF MARKET CHANGE REQUESTS 6

1.6 OUTSTANDING ISSUES..... 6

2 MARKET MESSAGES7

2.1 SCOPE AND BUSINESS CONTEXT 7

2.2 700 UNMETERED CHARACTERISTICS AND AUF 8

2.3 700W WITHDRAWAL OF UNMETERED CHARACTERISTICS AND AUF 13

2.4 701 UNMETERED CONSUMPTION 17

2.5 701W WITHDRAWAL OF UNMETERED CONSUMPTION 22

1 INTRODUCTION

1.1 Purpose of the Message Implementation Guide

This document is a Message Implementation Guide to assist Suppliers in:

- The construction of market messages to be sent to NIE Networks; and
- The interpretation of messages received from NIE Networks.

The Message Implementation Guides are organised into separate **Message Groups** documents based around key business processes. These are:

- Registration, including Change of Supplier
- Customer Data and Agreements
- Data Processing
- Data Aggregation
- DUoS and Transaction Payments
- Meter Works
- Unmetered
- Market Gateway Activity

This document is the **Unmetered** Market Message Implementation Guide.

NI Market Message Implementation Guide – Unmetered

1.2 Message Groups

Each Message Group section contains:

- An introduction outlining the scope and business context for the message group
- A Message Usage Summary with a description of when each message is used
- A list of Related Business Documents that govern the process
- A message directory with a section for each separate message which includes:
 - A description of each message and when it should be used
 - An overview diagram of the structure of the message.
 - For messages sent by Suppliers:
 - A table containing composition instructions on how to populate each segment and field
 - A table describing how the message will be validated
 - A description of the responses that can be expected
 - For messages sent by NIE Networks:
 - A table containing a description of how each segment and field will be populated.

The same type of data is often provided in several messages and, irrespective of the message type, this data is subject to common rules for population. An example is the Meter Point Address.

A separate document exists to describe the population rules for these types of data, providing:

- An overview of the structure of the segment
- Instructions relating to how to populate each segment and field.

This document is the Unmetered Market Message Implementation Guide.

1.3 Message Version

This Message Guide refers to and is consistent with the Market Messages and Data Codes.

NI Market Message Implementation Guide – Unmetered

1.4 Notes

In this document, the references to the segment and field levels which should be interpreted as follows:

- The level number indicated against the segment in the *Market Messages* document refers to the level of the data items and segments within that segment. Therefore, for example, in message 010 where ‘MPRN Level Information -Level 2’ is stated it is the data items and segments that comprise ‘MPRN Level Information’ that are level 2 items (e.g. MPRN field, Market Participant Business Reference field, Meter Point Address segment). Accordingly, within this document, MPRN Level Information segment is shown as a Level 1 segment.
- Message Header is a Level 1 segment and is a child of Header Level Information.

1.5 Implementation of Market Change Requests

- DR 1110/CRID 163 – Updates to ES NI Market Message Implementation Guides and Retail Market Procedures
- DR1116/CRID – Updates to Enduring Solution NI Market Documentation

1.6 Outstanding Issues

- none

NI Market Message Implementation Guide – Unmetered

2 MARKET MESSAGES

2.1 Scope and Business Context

The grouping of messages in this guide relate to the communication of information relating to Un-metered MPRN's. These can be subdivided into two main types of change:

- The communication or withdrawal of changes to the characteristics an Un-metered Meter Point – messages 700 and 700W
- The communication or withdrawal of consumption for an Un-metered Meter Point – messages 701 and 701W.

The following table provides a trigger list for each message described in this document, detailing when it is used.

Message	Title	Sender	Recipient	Trigger	Predecessor
700	Unmetered Characteristics and AUF	NIE Networks	Supplier	New Connection, Energisation, Change of Inventory, Change of Supplier	None
700W	Withdrawal of Unmetered Characteristics and AUF	NIE Networks	Supplier	Previous communication with incorrect meter characteristics	700
701	Unmetered Consumption	NIE Networks	Supplier	Monthly Billing, Change of Supplier, Change of Legal Entity, De-energisation	None
701W	Withdrawal of Unmetered Consumption	NIE Networks	Supplier	Where previous billing information has been incorrect and the prior 701 consumption information needs to be removed and replaced by correct information.	701

NI Market Message Implementation Guide – Unmetered

2.2 700 Unmetered Characteristics and AUF

Purpose / Description of message

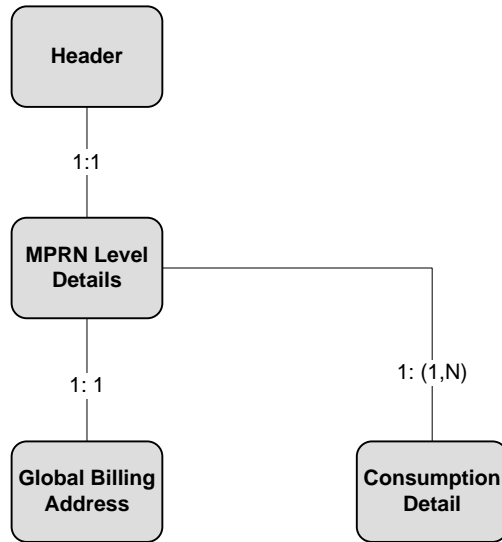
The 700 Un-metered Characteristics and AUF message is sent by NIE Networks to the registered Supplier to notify them of the characteristics of the meter point at an un-metered location. This information is sent when a site is first registered with a Supplier or any time any of the data items within the message is changed.

Message 700 is used in the following Market Process:

Process Number and Title	Use of Message
MP NI 4 Supplier of Last Resort	To advise a Supplier of Last Resort or an Alternative Supplier of unmetered inventory
MP NI 27 New Grouped MPRN	To advise a Supplier of the installed inventory for a each newly connected Technical MPRN in a new Grouped arrangement
MG NI 28 New Technical MPRN	To advise a Supplier of the installed inventory for a newly connected Technical MPRN
MP NI 29 Change of Supplier – Grouped Unmetered	To advise a New Supplier of unmetered inventory
MG NI 30 Change of Unmetered Inventory	To advise a Supplier when unmetered inventory is changed
MP NI 36 Change of Grouped MPRN	To advise a Supplier when unmetered inventory is transferred to a Grouped MPRN registered to the Supplier

Data hierarchy diagram

700 Message



NI Market Message Implementation Guide – Unmetered

Message Structure

This section describes the structure of the 700 message. The purpose of the message segments and data items is explained and any rules for composition outlined.

Segment and Field Level Identifier – 700 Message			Rpt	Optionality	Description / Purpose and composition instructions
1	Message Header		1	Mandatory	<i>Refer to common data segments document</i>
1	Unmetered Details		1	Mandatory	
2	FLD	Technical MPRN	1	Mandatory	The unique identifying reference number for the Unmetered Meter Point.
2	FLD	Group MPRN	1	Optional	This is the unique identifying reference number for grouped un-metered sites and will always be populated by NIE Networks.
2	FLD	Load Profile	1	Mandatory	Load Profile is a code that identifies the standard profile to be applied to the consumption for settlement. Refer to the Data Codes published by NIE Networks for a complete list of codes.
2	FLD	DUoS Group	1	Mandatory	This field will contain the code for the DUoS Tariff that applies to the MPRN. Refer to the Data Codes published by NIE Networks for a complete list of codes.
2	FLD	Meter Point Status	1	Mandatory	Meter Point Status is a code to identify the connection status of a meter point. The following are valid values for Meter Point Status on this message: <ul style="list-style-type: none"> • A - Assigned • D – De-Energised • E - Energised
2	FLD	Meter Configuration Code	1	Mandatory	Meter Configuration Code (MCC) describes the current configuration of meter registers and other equipment at an MPRN which allow Customer Billing to take place. The following is the only valid code for MCC on this message: <ul style="list-style-type: none"> • N012 – Unmetered
2	FLD	Networks Reference Number	1	Mandatory	A reference allocated by NIE Networks to the market message.

NI Market Message Implementation Guide – Unmetered

Segment and Field Level Identifier – 700 Message			Rpt	Optionality	Description / Purpose and composition instructions
2	FLD	Transaction Reason Code	1	Mandatory	The Transaction Reason Code specifies the appropriate trigger for the message to be sent. The following are valid values for Transaction Reason Code on this message: <ul style="list-style-type: none"> • COI – Change of Inventory • COS – Change of Supplier Acquisition • REP – Replacement message following the withdrawal of another 700 message for the site • COG – Change of Grouped MPRN
2	FLD	Maximum Import Capacity	1	Mandatory	Maximum Import Capacity is the capacity in kVA permitted to be imported at a meter point.
2	FLD	PSO Exemption Flag	1	Optional	Not Used in NI. As and where an unmetered site is exempt, by law, from paying PSO charges this Boolean message flag will be highlighted as 1 i.e. a logical value of True. If the opposite applies this will be set to 0 i.e. a logical value of False.
2	FLD	Effective from Date	1	Mandatory	This is the date from which the un-metered meter point information supplied became effective.
2	FLD	Actual Usage Factor	1	Mandatory	Actual Usage Factor is a statement in kWh of the anticipated annual consumption for the site based upon extrapolating the consumption details below across annual burning hours.
2	SEG	Meter Point Address	1	Mandatory	This is populated with the Global Billing/Commercial address. See Common Data Segments for detailed notes on structure and population.
2	SEG	Consumption Detail	1..N	Mandatory	This segment sets out the inventory details for the site.
3	FLD	Consecutive Number	1	Mandatory	As the equipment on site can have multiple Un-metered Type / Billing Value combinations each combination is set out separately with a Consecutive Number.
3	FLD	Un-metered Type	1	Mandatory	Un-metered Type relates to the item type of equipment on site, e.g. the bulb type or that the site is a telephone kiosk. See the current version of the Data codes for a full set of allowed values for Un-metered Type.
3	FLD	Installed Value	1	Mandatory	Installed Value is the wattage of the equipment.
3	FLD	Billing Value	1	Mandatory	Billing Value is the wattage that drives the consumption calculations. The Billing Value can vary from the Installed Value as wattage may, for example, be used in the control gear.

NI Market Message Implementation Guide – Unmetered

Segment and Field Level Identifier – 700 Message			Rpt	Optionality	Description / Purpose and composition instructions
3	FLD	Unit of Measurements	1	Mandatory	Unit of measurement is a code that indicates the value that is measured e.g. KWh. Refer to the Data Codes published by NIE Networks for a complete list of codes.
3	FLD	Repetition Factor	1	Mandatory	Repetition Factor represents the number of pieces of equipment valid for this segment, i.e. with the same Un-metered Type / Billing Value combination.

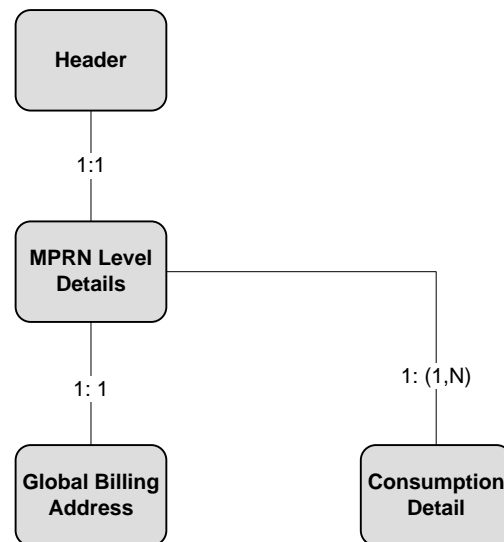
2.3 700W Withdrawal of Unmetered Characteristics and AUF

Purpose / Description of message

The 700W Withdrawal of Un-metered Characteristics and AUF message is sent by NIE Networks to registered Suppliers to notify them that technical details sent to them on a 700 message have been withdrawn. This includes the reason for the withdrawal.

Data hierarchy diagram

700W Message



NI Market Message Implementation Guide – Unmetered

Message Structure

This section describes the structure of the 700W message. The purpose of the message segments and data items is explained and any rules for composition outlined.

Segment and Field Level Identifier – 700W Message			Rpt	Optionality	Description / Purpose and composition instructions
1 Message Header			1	Mandatory	<i>Refer to common data segments document</i>
1 Unmetered Details			1	Mandatory	
2	FLD	Technical MPRN	1	Mandatory	The unique identifying reference number for the Unmetered Meter Point.
2	FLD	Group MPRN	1	Optional	This is the unique identifying reference number for grouped un-metered sites and will always be populated by NIE Networks.
2	FLD	Load Profile	1	Mandatory	Load Profile is a code that identifies the standard profile to be applied to the consumption for settlement. Refer to the Data Codes published by NIE Networks for a complete list of codes.
2	FLD	DuoS Group	1	Mandatory	This field will contain the code for the DUoS Tariff that applies to the MPRN. Refer to the Data Codes published by NIE Networks for a complete list of codes.
2	FLD	Meter Point Status	1	Mandatory	Meter Point Status is a code to identify the connection status of a meter point. The following are valid values for Meter Point Status on this message: <ul style="list-style-type: none"> • A - Assigned • D – De-Energised • E - Energised
2	FLD	Meter Configuration Code	1	Mandatory	Meter Configuration Code (MCC) describes the current configuration of meter registers and other equipment at an MPRN which allow Customer Billing to take place. The following is the only valid code for MCC on this message: <ul style="list-style-type: none"> • N012 – Unmetered
2	FLD	Networks Reference Number	1	Mandatory	A reference allocated by NIE Networks to the market message.

NI Market Message Implementation Guide – Unmetered

Segment and Field Level Identifier – 700W Message			Rpt	Optionality	Description / Purpose and composition instructions
2	FLD	Transaction Reason Code	1	Mandatory	<p>The Transaction Reason Code specifies the original trigger for the 700 message that is now being withdrawn. The following are valid values for Transaction Reason Code on this message:</p> <ul style="list-style-type: none"> • COI – Change of Inventory • COS – Change of Supplier Acquisition • REP – Replacement message following the withdrawal of another 700 message for the site • COG – Inventory Split
2	FLD	Maximum Import Capacity	1	Mandatory	Maximum Import Capacity is the capacity in kVA permitted to be imported at a meter point.
2	FLD	PSO Exemption Flag	1	Optional	<p>Not Used in NI.</p> <p>As and where an unmetered site is exempt, by law, from paying PSO charges this Boolean message flag will be highlighted as 1 i.e. a logical value of True. If the opposite applies this will be set to 0 i.e. a logical value of False.</p>
2	FLD	Effective from Date	1	Mandatory	This is the date from which the un-metered meter point information supplied became effective.
2	FLD	Withdrawal Reason Code	1	Optional	<p>A code to indicate the reason that the change of inventory was withdrawn. This will be set to one of the following values on a 700W:</p> <ul style="list-style-type: none"> • A1- Erroneous Change of Supplier • A3 – Change of Supplier Cancellation – the consumption was billed or attributed to the wrong Supplier because of a Change of Supplier cancellation • A4 – Change of Supplier – the consumption was billed or attributed to the wrong Supplier other than as a result of a Change of Supplier cancellation • B1 – Incorrect MPRN – the consumption was applied to the wrong MPRN • D1 – Incorrect Rate – a consumption has been billed using an incorrect UoS Tariff • D2 – Incorrect Billing Period – a consumption has been billed to an incorrect period • E1 - Miscellaneous
2	SEG	Meter Point Address	1	Mandatory	<p>This is populated with the Global Billing/Commercial address.</p> <p>See Common Data Segments for detailed notes on structure and population.</p>

NI Market Message Implementation Guide – Unmetered

Segment and Field Level Identifier – 700W Message			Rpt	Optionality	Description / Purpose and composition instructions
2	SEG	Consumption Detail	1..N	Mandatory	This segment sets out the inventory details for the site.
3	FLD	Consecutive Number	1	Mandatory	As the equipment on site can have multiple Un-metered Type / Billing Value combinations each combination is set out separately with a Consecutive Number.
3	FLD	Un-metered Type	1	Mandatory	Un-metered Type relates to the item type of equipment on site, e.g. the bulb type or that the site is a telephone kiosk. See the current version of the Data codes for a full set of allowed values for Un-metered Type.
3	FLD	Installed Value	1	Mandatory	Installed Value is the wattage of the equipment.
3	FLD	Billing Value	1	Mandatory	Billing Value is the wattage that drives the consumption calculations. The Billing Value can vary from the Installed Value as wattage may, for example, be used in the control gear.
3	FLD	Unit of Measurements	1	Mandatory	Unit of measurement is a code that indicates the value that is measured e.g. KWh. Refer to the Data Codes published by NIE Networks for a complete list of codes.
3	FLD	Repetition Factor	1	Mandatory	Repetition Factor represents the number of pieces of equipment valid for this segment, i.e. with the same Un-metered Type / Billing Value combination.

NI Market Message Implementation Guide – Unmetered

2.4 701 Unmetered Consumption

Purpose / Description of message

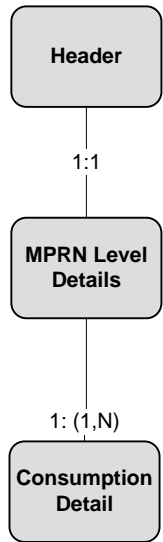
The 701 Un-metered Consumption message is sent by the NIE Networks business to registered Suppliers to notify them of consumption recorded at un-metered sites supplied by them.

Message 701 is used in the following Market Process:

Process Number and Title	Use of Message
MP NI 4 Supplier of Last Resort	To advise a terminated Supplier of unmetered consumption
MP NI 29 Change of Supplier – Grouped Unmetered	To advise an Old Supplier of unmetered consumption to the date of a Change of Supplier
MP NI 31 Unmetered Data Processing	To advise a Supplier of unmetered consumption for monthly billing
MP NI 32 Change of Legal Entity – Grouped Unmetered	To advise a Supplier of unmetered consumption to the date of a Change of Legal Entity
MP NI 36 Change of Grouped MPRN	To advise a Supplier of unmetered consumption when unmetered inventory is transferred away from a Grouped MPRN registered to the Supplier

Data Hierarchy Diagram

701 Message



NI Market Message Implementation Guide – Unmetered

Message Structure

This section describes the structure of the 701 message. The purpose of the message segments and data items is explained and any rules for composition outlined.

Segment and Field Level Identifier – 701 Message			Rpt	Optionality	Description / Purpose and composition instructions
1	Message Header		1	Mandatory	<i>Refer to common data segments document</i>
1	Unmetered Meter Point Details		1	Mandatory	
2	FLD	Technical MPRN	1	Mandatory	The unique identifying reference number for the Unmetered Meter Point.
2	FLD	Group MPRN	1	Optional	This is the unique identifying reference number for grouped un-metered sites and will always be populated by NIE Networks.
2	FLD	Load Profile	1	Mandatory	Load Profile is a code that identifies the standard profile to be applied to the consumption for settlement. Refer to the Data Codes published by NIE Networks for a complete list of codes.
2	FLD	DUoS Group	1	Mandatory	This field will contain the code for the DUoS Tariff that applies to the MPRN. Refer to the Data Codes published by NIE Networks for a complete list of codes.
2	FLD	Meter Point Status	1	Mandatory	Meter Point Status is a code to identify the connection status of a meter point. The following are valid values for Meter Point Status on this message: <ul style="list-style-type: none"> • D - De-Energised • E - Energised
2	FLD	Meter Configuration Code	1	Mandatory	Meter Configuration Code (MCC) describes the current configuration of meter registers and other equipment at an MPRN which allow Customer Billing to take place. The following is the only valid code for MCC on this message: <ul style="list-style-type: none"> • N012 - Unmetered
2	FLD	Networks Reference Number	1	Mandatory	A reference allocated by NIE Networks to the market message.

NI Market Message Implementation Guide – Unmetered

Segment and Field Level Identifier – 701 Message			Rpt	Optionality	Description / Purpose and composition instructions
2	FLD	Transaction Reason Code	1	Mandatory	<p>The Transaction Reason Code on the 701 specifies the appropriate trigger for the message to be sent. The following are valid values for Transaction Reason Code on this message:</p> <ul style="list-style-type: none"> • SCH - Scheduled periodic billing • FIN - Final billing • REP - Replacement message following the withdrawal of a previous 701 <p>Refer to the Data Codes published by NIE Networks for a complete list of codes.</p>
2	FLD	Calculation Date	1	Mandatory	Calculation Date is the date upon which NIE Networks calculated the consumption figures shown.
2	FLD	Billing Start Date	1	Mandatory	This is the date from which the billing is calculated. This would be the beginning of the month or whenever the site was registered with the Supplier if this took place mid month.
2	FLD	Billing End Date	1	Mandatory	This is the date up to which the billing is calculated.
2	FLD	Total Consumption	1	Mandatory	This is the total consumption for the MPRN over the above period
2	SEG	Consumption Detail	1..N	Mandatory	This segment sets out the inventory details for the site and their consumption through the period
3	FLD	Consecutive Number	1	Mandatory	As the equipment on site can have multiple Un-metered Type / Billing Value combinations each combination is set out separately with a Consecutive Number. As the site details can change through the month there will also be additional Consecutive Numbers to represent the periods with each set of details.
3	FLD	Un-metered Type	1	Mandatory	Un-metered Type relates to the item type of equipment on site, e.g. the bulb type or that the site is a telephone kiosk. See the current version of the Data codes for a full set of allowed values for Un-metered Type.
3	FLD	Installed Value	1	Mandatory	Installed Value is the wattage of the equipment
3	FLD	Billing Value	1	Mandatory	Billing Value is the wattage that drives the consumption calculations. The Billing Value can vary from the Installed Value as wattage may, for example, be used in the control gear
3	FLD	Unit of Measurements	1	Mandatory	Unit of measurement is a code that indicates the value that is measured e.g. KWh.
3	FLD	Repetition Factor	1	Mandatory	Repetition Factor represents the number of pieces of equipment valid for this segment – i.e. with the same Un-metered Type / Billing Value combination.

NI Market Message Implementation Guide – Unmetered

Segment and Field Level Identifier – 701 Message			Rpt	Optionality	Description / Purpose and composition instructions
3	FLD	Billing Start Date	1	Mandatory	This is the date from which the consumption below is calculated for this set of equipment details.
3	FLD	Billing End Date	1	Mandatory	This is the date up to which the consumption below is calculated for this set of equipment details
3	FLD	Consumption	1	Mandatory	This is the consumption (in kWh) for this set of equipment details across the individual period above

NI Market Message Implementation Guide – Unmetered

2.5 701W Withdrawal of Unmetered Consumption

Purpose / Description of message

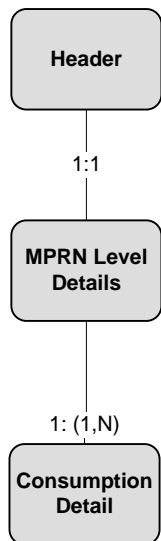
The 701W Withdrawal of Unmetered Consumption message is sent by the NIE Networks business to registered Suppliers to notify them that the details of Un-metered consumption provided on a 701 message have been withdrawn. This includes the reason for the withdrawal.

Message 701W is used in the following Market Process:

Process Number and Title	Use of Message
MP NI 31 Unmetered Data Processing	To advise a Supplier of a reversal of unconsumption

Data Hierarchy Diagram

701W Message



NI Market Message Implementation Guide – Unmetered

Message Structure

This section describes the structure of the 701W message. The purpose of the message segments and data items is explained and any rules for composition outlined.

Segment and Field Level Identifier – 701W Message			Rpt	Optionality	Description / Purpose and composition instructions
1	Message Header		1	Mandatory	<i>Refer to common data segments document</i>
1	Unmetered Meter Point Details		1	Mandatory	
2	FLD	Technical MPRN	1	Mandatory	The unique identifying reference number for the Unmetered Meter Point.
2	FLD	Group MPRN	1	Optional	This is the unique identifying reference number for grouped un-metered sites and will always be populated by NIE Networks.
2	FLD	Load Profile	1	Mandatory	Load Profile is a code that identifies the standard profile to be applied to the consumption for settlement. Refer to the Data Codes published by NIE Networks for a complete list of codes.
2	FLD	DUoS Group	1	Mandatory	This field will contain the code for the DUoS Tariff that applies to the MPRN. Refer to the Data Codes published by NIE Networks for a complete list of codes.
2	FLD	Meter Point Status	1	Mandatory	Meter Point Status is a code to identify the connection status of a meter point. The following are valid values for Meter Point Status on this message: <ul style="list-style-type: none"> • D - De-Energised • E - Energised
2	FLD	Meter Configuration Code	1	Mandatory	Meter Configuration Code (MCC) describes the current configuration of meter registers and other equipment at an MPRN which allow Customer Billing to take place. The following is the only valid code for MCC on this message: <ul style="list-style-type: none"> • N012 - Unmetered
2	FLD	Networks Reference Number	1	Mandatory	A reference allocated by NIE Networks to the market message.

NI Market Message Implementation Guide – Unmetered

Segment and Field Level Identifier – 701W Message			Rpt	Optionality	Description / Purpose and composition instructions
2	FLD	Transaction Reason Code	1	Mandatory	<p>The Transaction Reason Code on the 701W specifies the original trigger for the 701 message that is now being withdrawn. The following are valid values for Transaction Reason Code on this message:</p> <ul style="list-style-type: none"> • SCH - Scheduled periodic billing • FIN - Final billing • REP - Replacement message following the withdrawal of a previous 701 <p>Refer to the Data Codes published by NIE Networks for a complete list of codes.</p>
2	FLD	Calculation Date	1	Mandatory	Calculation Date is the date upon which NIE Networks calculated the consumption figures shown.
2	FLD	Billing Start Date	1	Mandatory	This is the date from which the billing is calculated. This would be the beginning of the month or whenever the site was registered with the Supplier if this took place mid month.
2	FLD	Billing End Date	1	Mandatory	This is the date up to which the billing is calculated.
2	FLD	Total Consumption	1	Mandatory	This is the total consumption for the MPRN over the above period
2	FLD	Withdrawal Reason Code	1	Mandatory	<p>A code to indicate the reason that the change of inventory was withdrawn. This will be set to one of the following values on a 701W:</p> <ul style="list-style-type: none"> • A1- Erroneous Change of Supplier • A3 - Change of Supplier Cancellation - the consumption was billed or attributed to the wrong Supplier because of a Change of Supplier cancellation • A4 - Change of Supplier - the consumption was billed or attributed to the wrong Supplier other than as a result of a Change of Supplier cancellation • B1 - Incorrect MPRN - the consumption was applied to the wrong MPRN • D1 - Incorrect Rate - a consumption has been billed using an incorrect UoS Tariff • D2 - Incorrect Billing Period - a consumption has been billed to an incorrect period
2	SEG	Consumption Detail	1..N	Mandatory	This segment sets out the inventory details for the site and their consumption through the period

NI Market Message Implementation Guide – Unmetered

Segment and Field Level Identifier – 701W Message			Rpt	Optionality	Description / Purpose and composition instructions
3	FLD	Consecutive Number	1	Mandatory	As the equipment on site can have multiple Un-metered Type / Billing Value combinations each combination is set out separately with a Consecutive Number. As the site details can change through the month there will also be additional Consecutive Numbers to represent the periods with each set of details.
3	FLD	Un-metered Type	1	Mandatory	Un-metered Type relates to the item type of equipment on site, e.g. the bulb type or that the site is a telephone kiosk. See the current version of the Data codes for a full set of allowed values for Un-metered Type.
3	FLD	Installed Value	1	Mandatory	Installed Value is the wattage of the equipment
3	FLD	Billing Value	1	Mandatory	Billing Value is the wattage that drives the consumption calculations. The Billing Value can vary from the Installed Value as wattage may, for example, be used in the control gear
3	FLD	Unit of Measurements	1	Mandatory	Unit of measurement is a code that indicates the value that is measured e.g. KWh.
3	FLD	Repetition Factor	1	Mandatory	Repetition Factor represents the number of pieces of equipment valid for this segment – i.e. with the same Un-metered Type / Billing Value combination.
3	FLD	Billing Start Date	1	Mandatory	This is the date from which the consumption below is calculated for this set of equipment details.
3	FLD	Billing End Date	1	Mandatory	This is the date up to which the consumption below is calculated for this set of equipment details
3	FLD	Consumption	1	Mandatory	This is the consumption (in kWh) for this set of equipment details across the individual period above